



# GREATER LETABA MUNICIPALITY



## 2022/23 THIRD QUARTER (SDBIP) REPORT



<b>Table of Contents</b>	
	<b>Page number</b>
Introduction	3
Municipal Strategic Intent	4
Monthly Projections of Revenue and Expenditure	0.5
Summary of results	0.6
Municipal Transformation and Organisational Development KPIs	9
Municipal Financial Viability KPIs	1.3
Basic Service Delivery KPIs	14
Good Governance and Public Participation KPIs	15-17
Local Economic Development KPIs	18-20
Project Implementation plan for 2022/23 - quarterly milestones	
Project removed during budget adjustment	
Capital Works Plan for MTRREF 2022/23 - 2024/25	35-39
<b>Annexures:</b>	
MFMA Circular 88 Compliance KPIs	40-48
Approval	49

**INTRODUCTION**

<p><b>Introduction</b></p>	<p>The development, implementation and monitoring of a Service Delivery and Budget Implementation Plan (SDBIP) is required by the Municipal Finance Management Act (MFMA). In terms of Circular 13 of National Treasury, the SDBIP gives effect to the Integrated Development Plan (IDP) and budget of the municipality and will be possible if the IDP and budget are fully aligned with each other, as required by the MFMA. As the budget gives effect to the strategic priorities of the municipality it is important to supplement the budget and the IDP with a management and implementation plan.</p> <p>The SDBIP serves as the commitment by the Municipality, which includes the administration, council and community, whereby the intended objectives and projected achievements are expressed in order to ensure that desired outcomes over the long term are achieved and these are implemented by the administration over the next twelve months. The SDBIP provides the basis for measuring performance in service delivery against quarterly targets and implementing the budget based on monthly projections.</p> <p>Circular 13 further suggests that "the SDBIP provides the vital link between the mayor, council (executive) and the administration, and facilitates the process for holding management accountable for its performance. The SDBIP is a management, implementation and monitoring tool that will assist the mayor, councillors, municipal manager, senior managers and community."</p> <p>The purpose of the SDBIP is to monitor the execution of the budget, performance of senior management and achievement of the strategic objectives set by council. It enables the municipal manager to monitor the performance of senior managers, the mayor to monitor the performance of the municipal manager, and for the community to monitor the performance of the municipality.</p> <p>In the interests of good governance and better accountability, the SDBIP should therefore determine and be aligned with the performance agreements of the municipal manager and senior managers.</p>
<p><b>Legislative Framework</b></p>	<p>Section 53 of the MFMA stipulates that the Mayor should approve the SDBIP within 28 days after the approval of the budget. The Mayor must also ensure that the revenue and expenditure projections for each month and the service delivery targets and performance indicators as set out in the SDBIP are made public within 14 days after their approval.</p> <p>The following National Treasury prescriptions as minimum requirements that must form part of the SDBIP are applicable to the Municipality:</p> <ol style="list-style-type: none"> <li>(1) Monthly projections of revenue to be collected by source.</li> <li>(2) Monthly projections of expenditure (operating and capital) and revenue for each vote.</li> <li>(3) Quarterly projections of service delivery targets and performance indicators for each vote.</li> <li>(4) Ward information for expenditure and service delivery.</li> <li>(5) Detailed capital works plan broken down per ward for three years.</li> </ol> <p>An adjustment to the SDBIP may only be done in line with section 54 (1)(g) of the MFMA, which states that: On receipt of a statement or report submitted by the accounting officer to the municipality in terms of section 71 or 72, the mayor must:</p> <ol style="list-style-type: none"> <li>(a) consider the statement or report;</li> <li>(b) check whether the municipality's approved budget is implemented in accordance with the service delivery and budget implementation plan;</li> <li>(c) consider and, if necessary, make any revisions to the service delivery and budget implementation plan, provided that revisions to the service delivery targets and performance indicators in the plan may only be made with the approval of the council following approval of an adjustments budget;</li> </ol> <p>As an Addendum to the SDBIP the KPIs as required by Circular 88 of the MFMA. Therein contained are KPIs which will gradually become compulsory for municipalities to report on on a quarterly and annual basis. Reporting on these KPIs will be done separately.</p>

7.0

**MUNICIPAL STRATEGIC INTENT**

**Vision and Mission**  
 The strategic vision of the organisation sets the long term goal the Municipality wants to achieve. The vision of Greater Letaba Municipality is:

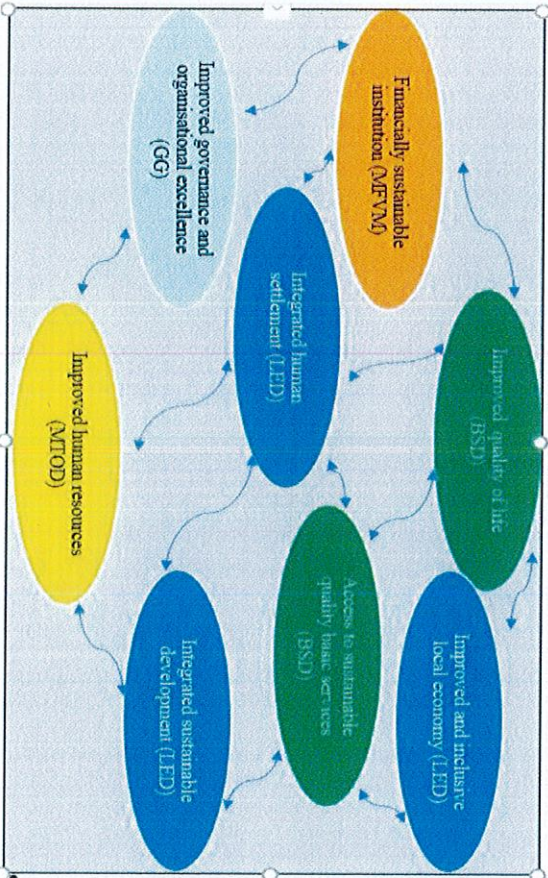
**“To be the leading municipality in the delivery of quality services for the promotion of socio-economic development”**

The strategic mission speaks about what the purpose of Greater Letaba Municipality is:

- To ensure an effective, efficient and economically viable municipality through:
- Promotion of accountable, transparent and consultative and co-operative governance;
- Promotion of local economic development and poverty alleviation;
- Strengthening cooperative governance;
- Provision of sustainable and affordable services and
- Ensuring a compliant, safe and healthy environment
- Utilisation of smart technology

**Strategy map**

The strategic Objectives of the municipality are presented in the Strategy Map below:



7.10

**2022/23 MONTHLY REVENUE AND EXPENDITURE PROJECTIONS**

	Jul '22	Aug '22	Sept '22	Oct '22	Nov '22	Dec '22	Jan '23	Feb '23	Mar '23	Apr '23	May '23	Jun '23	Total
<b>Budgeted Revenue By Source</b>													
Property rates	R 982 417	R 982 417	R 982 417	R 982 417	R 982 417	R 982 417	R 982 417	R 982 417	R 982 417	R 982 417	R 982 417	R 982 417	R 11 789 000,00
Service charges - electricity/revenue	R 1 572 328	R 1 572 328	R 1 572 328	R 1 572 328	R 1 572 328	R 1 572 328	R 1 572 328	R 1 572 328	R 1 572 328	R 1 572 328	R 1 572 328	R 1 572 328	R 18 867 933,66
Service charges - water revenue	R -	R -	R -	R -	R -	R -	R -	R -	R -	R -	R -	R -	R -
Service charges - sanitation revenue	R -	R -	R -	R -	R -	R -	R -	R -	R -	R -	R -	R -	R -
Service charges - refuse revenue	R 437 826	R 437 826	R 437 826	R 437 826	R 437 826	R 437 826	R 437 826	R 437 826	R 437 826	R 437 826	R 437 826	R 437 826	R 5 253 911,64
Rental of facilities and equipment	R 19 722	R 19 722	R 19 722	R 19 722	R 19 722	R 19 722	R 19 722	R 19 722	R 19 722	R 19 722	R 19 722	R 19 722	R 236 659,36
Interest earned - external investments	R 108 976	R 108 976	R 108 976	R 108 976	R 108 976	R 108 976	R 108 976	R 108 976	R 108 976	R 108 976	R 108 976	R 108 976	R 1 307 709,06
Interest earned - outstanding debtors	R 502 467	R 502 467	R 502 467	R 502 467	R 502 467	R 502 467	R 502 467	R 502 467	R 502 467	R 502 467	R 502 467	R 502 467	R 6 029 604,07
Dividends received													R -
Fines, penalties and forfeits	R 16 048	R 16 048	R 16 048	R 16 048	R 16 048	R 16 048	R 16 048	R 16 048	R 16 048	R 16 048	R 16 048	R 16 048	R 192 570,00
Licences and permits	R 1 703 333	R 1 703 333	R 1 703 333	R 1 703 333	R 1 703 333	R 1 703 333	R 1 703 333	R 1 703 333	R 1 703 333	R 1 703 333	R 1 703 333	R 1 703 333	R 20 440 000,00
Agency services	R 296 772	R 296 772	R 296 772	R 296 772	R 296 772	R 296 772	R 296 772	R 296 772	R 296 772	R 296 772	R 296 772	R 296 772	R 3 561 261,00
Transfers and subsidies	R 31 162 029	R 31 162 029	R 31 162 029	R 31 162 029	R 31 162 029	R 31 162 029	R 31 162 029	R 31 162 029	R 31 162 029	R 31 162 029	R 31 162 029	R 31 162 029	R 373 944 350,00
Other revenue	R 762 500	R 762 500	R 762 500	R 762 500	R 762 500	R 762 500	R 762 500	R 762 500	R 762 500	R 762 500	R 762 500	R 762 500	R 9 150 000,00
Gains on disposal of PPE	R 166 667	R 166 667	R 166 667	R 166 667	R 166 667	R 166 667	R 166 667	R 166 667	R 166 667	R 166 667	R 166 667	R 166 667	R 2 000 000,00
Total Revenue (excluding capital transfers and contributions)	R 37 731 085	R 37 731 085	R 37 731 085	R 37 731 085	R 37 731 085	R 37 731 085	R 37 731 085	R 37 731 085	R 37 731 085	R 37 731 085	R 37 731 085	R 37 731 085	R 452 772 998,79

**2022/23 MONTHLY REVENUE AND EXPENDITURE PROJECTIONS**

	Jul '22	Aug '22	Sept '22	Oct '22	Nov '22	Dec '22	Jan '23	Feb '23	Mar '23	Apr '23	May '23	Jun '23	Total
<b>Budgeted Expenditure by Vote</b>													
Vote 1 - Executive & Council	R 4 582	R 4 582	R 4 582	R 4 582	R 4 582	R 4 582	R 4 582	R 4 582	R 4 582	R 4 582	R 4 582	R 4 582	R 54 983
Vote 2 - Finance and Administration	R 12 126	R 12 126	R 12 126	R 12 126	R 12 126	R 12 126	R 12 126	R 12 126	R 12 126	R 12 126	R 12 126	R 12 126	R 145 507
Vote 3 - Internal Audit	R 250	R 250	R 250	R 250	R 250	R 250	R 250	R 250	R 250	R 250	R 250	R 250	R 3 002
Vote 4 - Community and Public Safety	R 3 019	R 3 019	R 3 019	R 3 019	R 3 019	R 3 019	R 3 019	R 3 019	R 3 019	R 3 019	R 3 019	R 3 019	R 36 228
Vote 5 - Sports and Recreation	R -	R -	R -	R -	R -	R -	R -	R -	R -	R -	R -	R -	R -
Vote 6 - Housing	R 75	R 75	R 75	R 75	R 75	R 75	R 75	R 75	R 75	R 75	R 75	R 75	R 896
Vote 7 - Planning and Development	R 1 697	R 1 697	R 1 697	R 1 697	R 1 697	R 1 697	R 1 697	R 1 697	R 1 697	R 1 697	R 1 697	R 1 697	R 20 362
Vote 8 - Road Transport	R 5 484	R 5 484	R 5 484	R 5 484	R 5 484	R 5 484	R 5 484	R 5 484	R 5 484	R 5 484	R 5 484	R 5 484	R 65 806
Vote 9 - Energy Sources	R 4 624	R 4 624	R 4 624	R 4 624	R 4 624	R 4 624	R 4 624	R 4 624	R 4 624	R 4 624	R 4 624	R 4 624	R 55 492
Vote 10 - Waste Water Management	R 84	R 84	R 84	R 84	R 84	R 84	R 84	R 84	R 84	R 84	R 84	R 84	R 1 003
Vote 11 - Waste Management	R -	R -	R -	R -	R -	R -	R -	R -	R -	R -	R -	R -	R -
<b>Total Operational Expenditure</b>	<b>R 27 359</b>	<b>R 27 359</b>	<b>R 27 359</b>	<b>R 27 359</b>	<b>R 27 359</b>	<b>R 27 359</b>	<b>R 27 359</b>	<b>R 27 359</b>	<b>R 27 359</b>	<b>R 27 359</b>	<b>R 27 359</b>	<b>R 27 359</b>	<b>R 328 296</b>

KPA's Performance Indicators						
No. of Applicable targets	No. of targets achieved	No. of targets not achieved	% Target achieved	% Target Not Achieved		
5	3	2	60%	40%	Municipal Transformation and Organisational Development	
6	5	1	83%	17%	Basic Service Delivery	
17	11	6	65%	35%	Local Economic Development	
17	12	5	71%	29%	Municipal Finance Management Viability	
6	5	1	83%	17%	Good Governance and Public Participation	
51						

KPA's Projects						
No. of Applicable targets	No. of targets achieved	No. of targets not achieved	% Target achieved	% Target Not Achieved		
3	3	0	100,00%	0,00%	Municipal Transformation and Organisational Development	
27	23	4	85,00%	15,00%	Basic Service Delivery	
0	0	0	0,00%	0,00%	Local Economic Development	
0	0	0	0,00%	0,00%	Municipal Finance Management Viability	
2	2	0	100,00%	0,00%	Good Governance and Public Participation	
32						

KPA's Performance Indicators and Projects						
No. of Applicable targets	No. of targets achieved	No. of targets not achieved	% Target achieved	% Target Not Achieved		
8	6	2	75%	25%	Municipal Transformation and Organisational Development	
33	28	5	85%	15,00%	Basic Service Delivery	
17	11	6	65%	35,00%	Local Economic Development	
17	12	5	71%	29,00%	Municipal Finance Management Viability	
8	7	1	87,5%	12,5%	Good Governance and Public Participation	
83						

77%

The overall performance of the municipality is 77%, which is more compared to the Second Quarter performance of 77%. The 23 % under performance was due to some s, amongst others; government sector departments owing the municipality and revenue under collection.

64

1.0

KPA 1: MUNICIPAL TRANSFORMATION AND ORGANISATIONAL DEVELOPMENT KEY PERFORMANCE INDICATORS															
Vote Nr	Strategic Objective	Municipal Programme	Key Performance Indicator	KPI Unit of measure	Description of unit of measure	Baseline / Previous performance	Annual Target (30/06/2023)	Budget 2022/23	Target 3rd Quarter (1 Jan 31 Mar 2023)	3rd Quarter Actual Performance	Remarks	Challenges/Va riance	Intervention	Responsible Dept	Evidence required
"046	Improved human resources	Human Resource Management	Approved organisational structure	Number	The approval of the organisational structure by 31 May will result in a score of 1	1	1	Operational	N/A	N/A	N/A	N/A	N/A	CORP	Council Approved Organizational structure, Council Minutes
"046	Improved human resources	Human Resource Management	Number of employees trained	Number	Number of employees trained in line with the approved Workplace Skills Plan	77	100	Operational	25	28	TARGET ACHIEVED	NONE	NONE	CORP	WSP Attendance Registers
"046	Improved human resources	Human Resource Management	Approved HRM Strategy	Number	Human Resource Management Strategy approved in Council will result in a 1 being achieved	1	1	Operational	N/A	N/A	N/A	N/A	N/A	CORP	HRM strategy, Council Resolution
"046	Improved human resources	Human Resource Management	Developed Change management strategy	Number	Developed Change management strategy approved in Council will count as 1 being achieved	1	1	Operational	N/A	N/A	N/A	N/A	N/A	CORP	Change Management strategy, Council Resolution
"046	Improved human resources	Human Resource Management	Number of team building sessions held	Number	Simple count of the number of team building session held	New KPI	1	Operational	N/A	N/A	N/A	N/A	N/A	CORP	Team building session report
"046	Improved human resources	Special Programmes	# of Youth Council meetings held	Number	Simple count of the number of Youth Council meetings held	0	4	Operational	1	0	TARGET NOT ACHIEVED	Council not yet launched	Launch the council	Comm	Agenda Attendance Registers
"046	Improved human resources	Special Programmes	# of Gender Forum meetings held	Number	Simple count of the number of Gender Forum meetings held	0	4	Operational	1	1	TARGET ACHIEVED	NONE	NONE	Comm	Agenda Attendance Registers
"046	Improved human resources	Special Programmes	# of HIV/AIDS Council meetings held	Number	Simple count of the number of HIV/AIDS Council meetings held	0	4	Operational	1	0	TARGET NOT ACHIEVED	Budget constraints	Avail resources to enable meetings	Comm	Agenda Attendance Registers
"046	Improved human resources	Sport, Arts and Culture	Number of Sports Committee meetings held	Number	Simple count of the number of Sports Committee meetings held	0	4	Operational	1	1	TARGET ACHIEVED	NONE	NONE	Comm	Agenda Attendance Registers
"046	Improved human resources	Human Resource Management	Number of people from employment equity target groups employed in the three highest levels of management in compliance with a municipality's approved employment equity plan	Number	Number of people in 3 highest levels in compliance with EE Plan	17	21	Operational	N/A	N/A	N/A	N/A	N/A	CORPS	Employment Equity reports
	Improved human resources	Human Resource Management	Percentage of a municipality's budget actually spent on implementing its workplace skills plan	Percentage	(1) (R)value of operating budget spent on training / (2) (Total Operating Budget) *100	0.2%	0.2%	Operational	N/A	N/A	N/A	N/A	N/A	CORPS	Financial Report

1,0



**KPA 2: MUNICIPAL FINANCIAL VIABILITY KEY PERFORMANCE INDICATORS**

Vote Nr	Strategic Objective	Municipal Programme	Key Performance Indicator	KPI Unit of measure	Description of unit of measure	Baseline / Previous Performance	Annual Target (30/06/2023)	Budget 2022/23	Target 3rd Quarter (1 Jan 31 Mar 2023)	3rd Quarter Actual Performance	Remarks	Challenges/Variance	Intervention	Responsible Dept	Evidence required
*0040	Financially sustainable institution	Revenue	% of revenue collected	Percent	R-value revenue collected as a percentage of the R-value revenue billed	48%	95%	Operational	95%	89%	TARGET NOT ACHIEVED	implement credit policy	NONE	Finance	Revenue Reports
*0040	Financially sustainable institution	Asset Management	Approved fleet management plan	Number	Fleet Management Plan approved by Council will count as 1 being achieved	New KPI	1	Operational	N/A	N/A	N/A	N/A	N/A	Finance	Fleet Management Plan Council Resolution
*0040	Financially sustainable institution	Asset Management	Approved asset management plan	Number	Asset Management Plan approved by Council will count as 1 being achieved	New KPI	1	Operational	N/A	N/A	N/A	N/A	N/A	Finance	Asset Management Plan Council Resolution
*0040	Financially sustainable institution	Supply Chain Management	Percentage of bids awarded within 90 days after advertisement	Percent	Number of Bids awarded within 90 of days after advertisement as percentage of the total number of bids advertised	New KPI	100%	Operational	100%	100%	TARGET ACHIEVED	NONE	NONE	Finance	Bid register
*0040	Financially sustainable institution	Revenue	Percentage of debts collected	Percentage	R-value debt collected as a percentage of the R-value outstanding debtors	29%	60%	Operational	35%	2%	TARGET NOT ACHIEVED	old debts not paid	consider writing off of old debts	CFO	Financial reports
*0040	Financially sustainable institution	Budget and Reporting	Number of quarterly financial statements submitted to Provincial Treasury	Number	Number of quarterly financial statements compiled and submitted to Provincial Treasury	4	4	Operational	1	0	TARGET NOT ACHIEVED	Closing of the month end affect compilation of quarterly statements	Quarterly statements to be compiled by 31 April 2023	CFO	Dated proof of submission Financial Statements
*0040	Financially sustainable institution	Budget and Reporting	Draft budget for 2023/24 tabled by 31 March annually	Number	The tabling of the draft Budget, for the following financial year, by 31 March will result in a score of 1	1	1	Operational	1	1	TARGET ACHIEVED	NONE	NONE	CFO	Draft Budget, Council Resolution
*0040	Financially sustainable institution	Budget and Reporting	Final budget for 2023/24 approved by 31 May annually	Number	The approval of the final Budget, for the following financial year, by 31 May will result in a score of 1	1	1	Operational	N/A	N/A	N/A	N/A	N/A	CFO	Final Budget, Council Resolution

**KPA 2: MUNICIPAL FINANCIAL VIABILITY KEY PERFORMANCE INDICATORS**

Vote Nr	Strategic Objective	Municipal Programme	Key Performance Indicator	KPI Unit of measure	Description of unit of measure	Baseline / Previous Performance	Annual Target (30/06/2023)	Budget 2022/23	Target 3rd Quarter (1 Jan 31 Mar 2023)	3rd Quarter Actual Performance	Remarks	Challenges/ Variance	Intervention	Responsible Dept	Evidence required
*0040	Financially sustainable institution	Budget and Reporting	Number of Budget related policies approved by Council	Number	Number of budget related policies approved along with the budget	21	21	Operational	N/A	N/A	N/A	N/A	N/A	CFO	Budget related policies, Council Resolution
*0040	Financially sustainable institution	Budget and Reporting	Council to approve the Adjusted Budget annually by 28 February	Number	The approval of an Adjustment budget, for the current financial year, by Council by 28 February will result in a score of 1	1	1	Operational	1	1	TARGET ACHIEVED	NONE	NONE	CFO	Adjustment budget, Council Resolution
*0040	Financially sustainable institution	Budget and Reporting	Submit annual financial statements to the Auditor General by 31 August annually	Number	The submission of the Annual Financial Statements by 31 August will result in a score of 1	1	1	Operational	N/A	N/A	N/A	N/A	N/A	CFO	Dated proof of submission of AFS to AG
*0040	Financially sustainable institution	Budget and Reporting	Number of updated Unauthorised, Irregular, fruitless and wasteful expenditure (UIF) registers signed off by the CFO (Sect 32 of MFMA)	Number	Monthly updated UIF registers is expected	12	12	Operational	3	3	TARGET ACHIEVED	NONE	NONE	CFO	Monthly updated of UIF Register signed off by CFO
*0040	Financially sustainable institution	Budget and Reporting	Financial By-laws to be approved by Council along with the final budget by 31 May annually	Number	The approval of the financial By-laws by Council by 31 May will result in a score of 1	0	4	Operational	N/A	N/A	N/A	N/A	N/A	CFO	Finance By-laws, Council Resolution
*0040	Financially sustainable institution	Budget and Reporting	Average number of working days taken to submit monthly MFMA Sect 71 reports to Treasury after month-end	Number	Any number of days, less than an average of 10 working days, will result in an overachievement and exceeding 10 days will reflect as underachievement	10	10	Operational	10	10	TARGET ACHIEVED	NONE	NONE	CFO	Sect 71 reports Dated proof of submission to Treasury
*0040	Financially sustainable institution	Budget and Reporting	Cost coverage	Ratio	R-value cash plus investments / Fixed operating expenditure	td	1,1	Operational	N/A	N/A	N/A	N/A	N/A	CFO	Financial reports, reflecting calculations

1.0

**KPA 2: MUNICIPAL FINANCIAL VIABILITY KEY PERFORMANCE INDICATORS**

Vote Nr	Strategic Objective	Municipal Programme	Key Performance Indicator	KPI Unit of measure	Description of unit of measure	Baseline / Previous Performance	Annual Target (30/06/2023)	Budget 2022/23	Target 3rd Quarter (1 Jan 31 Mar 2023)	3rd Quarter Actual Performance	Remarks	Challenges/ Variance	Intervention	Responsible Dept	Evidence required
*0040	Financially sustainable Institution	Supply Chain Management	Supply Chain committees (BSC, BEC & BAC) appointed by 31 July	Number	The appointment of BSC, BEC and BAC by 31 July will result in a score of 1	1	1	Operational	N/A	N/A	N/A	N/A	N/A	MM	Appointment Letters for BSC, BEC and BAC members
*0040	Financially sustainable Institution	Supply Chain Management	Percentage of invoices paid within 30 days of receipt from the service providers	Percentage	Number of invoices paid within 30 days of receipt as a percentage of the Total number of invoices received for the period	100%	100%	Operational	100%	86%	TARGET NOT ACHIEVED	Cash flow challenges	reduce planned activities and own funded projects	CFO	Register of Invoices Dated proof of payment
*0040	Financially sustainable Institution	Assets Management	Number Assets verifications conducted in line with GRAP standards	Number	Number of Asset Verifications undertaken that covers all municipal assets with a report issued will count as 1	2	2	Operational	1	1	TARGET ACHIEVED	NONE	NONE	CFO	Assets verification reports
*0040	Financially sustainable Institution	Expenditure Management	Percentage of the approved capital budget spent	Percentage	R-value capital expenditure as a percentage of the capital budget	56%	100%	Capital	70%	81%	TARGET ACHIEVED	NONE	NONE	CFO	Financial reports
*0040	Financially sustainable Institution	Expenditure Management	Percentage of the Operational budget spent	Percentage	R-value operational expenditure as a percentage of the operational budget	100%	100%	Operational	70%	77%	TARGET ACHIEVED	NONE	NONE	CFO	Financial reports
*0029	Financially sustainable Institution	Expenditure Management	Percentage of Municipal Infrastructure Grant (MIG) budget spent	Percentage	R-value MIG expenditure as a percentage of the MIG budget	100%	100%	Capital	70%	82%	TARGET ACHIEVED	NONE	NONE	TECH	Financial reports
*0029	Financially sustainable Institution	Expenditure Management	Percentage of Integrated National Energy Programme (INEP) budget spent	Percentage	R-value INEP expenditure as a percentage of the INEP budget	0%	100%	Operational	70%	85%	TARGET ACHIEVED	NONE	NONE	TECH	Financial reports
*0040	Financially sustainable Institution	Expenditure Management	Percentage of Finance Management Grant (FMG) budget spent	Percentage	R-value FMG expenditure as a percentage of the FMG budget	100%	100%	Operational	70%	40%	TARGET NOT ACHIEVED	The non-performance of service provider for training	Expedite appointment of service provider for training	CFO	Financial reports

110

**KPA 2: MUNICIPAL FINANCIAL VIABILITY KEY PERFORMANCE INDICATORS**

Vote Nr	Strategic Objective	Municipal Programme	Key Performance Indicator	KPI Unit of measure	Description of unit of measure	Baseline / Previous Performance	Annual Target (30/06/2023)	Budget 2022/23	Target 3rd Quarter (1 Jan 31 Mar 2023)	3rd Quarter Actual Performance	Remarks	Challenges/ Variance	Intervention	Responsible Dept	Evidence required
*0040	Financially sustainable Institution	Expenditure Management	Percentage of Expanded Public Works Programme (EPWP) budget spent	Percentage	R-value EPWP expenditure as a percentage of the EPWP budget	100%	100%	Operational	70%	69%	TARGET ACHIEVED	NONE	NONE	TECH	Financial reports
*0040	Financially sustainable Institution	Expenditure Management	Percentage of Free Basic Services (FBS) budget spent	Percentage	R-value FBS expenditure as a percentage of the FBS budget	100%	100%	Operational	70%	91%	TARGET ACHIEVED	NONE	NONE	TECH	Financial reports

KPA 3 : BASIC SERVICE DELIVERY KEY PERFORMANCE INDICATORS (KPIs)

Voas Nr	Strategic Objective	Municipal Programme	Key Performance Indicator	KPI Unit of measure	Description of unit of measure	Baseline / Previous Performance	Annual Target (30/06/2023)	Revised Annual Target(30/06/2023)	Budget 2022/23	Revised 3rd Quarter Target(1 Jan-31 Mar 2023)	3rd Quarter Actual Performance	Remarks	Challenges/Variance	Intervention	Responsible Dept	Evidence required
0029	Improved quality of life	Electricity	Developed Maintenance Plan	Number	Electricity Network Maintenance plan developed will be counted as 1 achieved	New KPI	1	1	Operational	Data collection for detailed report -40% (90%)	Draft Maintenance Plan developed	TARGET ACHIEVED	NONE	NONE	Tech	Signed Electricity Maintenance Plan
0029	Improved quality of life	Water Services	Reviewed Water Service Provider (WSP) Agreement	Number	Signed Water Service Provider Agreement with Mopani District Municipality will count as 1 achieved	New KPI	1		Operational	N/A	N/A	N/A	N/A	N/A	Tech	Signed Water Service Provider Agreement
0029	Improved quality of life	Roads Infrastructure	Developed road master plan	Number	Developed road master plan approved by Council will count as 1 achieved	New KPI	1	1	Operational	N/A	N/A	N/A	N/A	N/A	Tech	Road Master Plan Council Minutes
0029	Improved quality of life	Infrastructure management	Number of MIG projects implemented	Number	Simple count of the number of PMU projects on the MIG Implementation plan for 2223, implemented	New KPI	8	8	R 62 421 650	8	10	TARGET ACHIEVED	Two projects were added	NONE	Tech	Quarterly Project Progress Reports
0029	Improved quality of life	Electricity	# of households having access to electricity (in GLM service area)	Number	Simple count of the number of households within the GLM service area that are supplied with electricity according to the billing system	1005	823	1022	Operational	1022	1022	TARGET ACHIEVED	NONE	NONE	Tech	Billing Report
0029	Access to sustainable quality basic services	Solid waste management	Number of households with access to kerbside solid waste collection	Number	Simple count of the number of households in the CLM service area with access to kerbside solid waste collection	2742	2742	2731	Operational	2731	2896	TARGET NOT ACHIEVED	There was an overstatement 46 households, on the billing system	Reconciliation of the two figures	CSD	Billing Report
0029	Access to sustainable quality basic services	Solid waste management	Number of environmental awareness campaigns	Number	Simple count of the number of environmental awareness campaigns held	4	4	4	Operational	1	1	TARGET ACHIEVED	NONE	NONE	CSD	Attendance Registers Pictures Programmes
0029	Access to sustainable quality basic services	Solid waste management	Number of villages serviced through solid waste skip bins	Number	Simple count of the number of villages where skip bins are placed and emptied at least once per quarter	60	60	60	Operational	60	60	TARGET ACHIEVED	NONE	NONE	CSD	Waste collection truck log books (village names reflecting)
0029	Access to sustainable quality basic services	Solid waste management	Number of Solid-waste management By-laws Gazetted	Number	By-law developed to control illegal dumping Gazetted will count as 1	Draft By-law developed, awaiting gazetting	1	1	Operational	N/A	N/A	N/A	N/A	N/A	CSD	Illegal Dumping By-law Government Gazette
0029	Access to sustainable quality basic services	Transport	Approved Integrated Transport Plan (ITP) by the MEC	Number	1 A signed Integrated Transport Plan will be counted as 1	New KPI	1	1	Operational	N/A	N/A	N/A	N/A	N/A	CSD	Integrated Transport Plan signed by MEC

**KPA 4 : GOOD GOVERNANCE AND PUBLIC PARTICIPATION KEY PERFORMANCE INDICATORS (KPIs)**

Vote Strategic Objective Nr	Municipal Programme	Key Performance Indicator	KPI Unit of measure	Description of unit of measure	Baseline / Previous Performance	Annual Target (30/06/2023)	Budget 2022/23	Target 3rd Quarter (1 Jan 31 Mar 2023)	3rd Quarter Actual Performance	Remarks	Challenge s/Variance	Intervention	Responsible Dept	Evidence required
*0046	Improved governance and organisational excellence	Council Support	Approved Aldermanship Policy	Aldermanship Policy approved by Council will be counted as 1 being achieved	New KPI	1	Operational	N/A	N/A	N/A	N/A	N/A	CORP	Aldermanship Policy Council Resolution
*0046	Improved governance and organisational excellence	Council Support	Approved Protocol Policy	Protocol Policy approved by Council will be counted as 1 being achieved	New KPI	1	Operational	N/A	N/A	N/A	N/A	N/A	CORP	Protocol Policy Council Resolution
*0046	Improved governance and organisational excellence	Customer Care	Number of Community satisfaction surveys completed	Community satisfactory survey conducted and report submitted will be counted as 1 being achieved	New KPI	1	Operational	N/A	N/A	N/A	N/A	N/A	CORP	Community Satisfaction Survey Report
*0046	Improved governance and organisational excellence	Customer Care	% of customer complaints registered on the Presidential and Premier hotlines addressed within 30 days	Number of complaints registered on the Presidential and Premier hotlines addressed within 30 days as a percentage of the total number of complaints registered	New KPI	100%	Operational	100%	100%	TARGET ACHIEVED	NONE	NONE	CORP	Presidential and Premier Hotline reports
*0046	Improved governance and organisational excellence	Human Resource Management	% of prioritised vacancies filled in line with the approved recruitment plan	Number of vacancies filled as a percentage of the number of vacancies prioritised in the recruitment plan for the financial year	New KPI	100%	Operational	N/A	N/A	N/A	N/A	N/A	CORP	Recruitment Plan Appointment Letters
*0046	Improved governance and organisational excellence	Records Management	File plan approved by 30 November	File plan approved by Council by 30 November will count as 1 being achieved	New KPI	1	Operational	N/A	N/A	N/A	N/A	N/A	CORP	Approved File Plan Council Resolution
*0046	Improved governance and organisational excellence	Audit Management	% of AG findings resolved	Number of AG findings resolved as a percentage of the total number of AG findings received in the prior year audit	tbd	100%	Operational	100%	29%	TARGET NOT ACHIEVED		To resolve all issues in the fourth Quarter	MM	Audit Action Plan Reports
*0046	Improved governance and organisational excellence	Revenue Management	Approved and gazetted property rates by-law	Property Rates By-law approved by Council will be counted as 1 being achieved	New KPI	1	Operational	N/A	N/A	N/A	N/A	N/A	Finance	Property Rates By-law Council Resolution

1.50

**KPA 4 : GOOD GOVERNANCE AND PUBLIC PARTICIPATION KEY PERFORMANCE INDICATORS (KPIs)**

Vote Strategic Objective Nr	Municipal Programme	Key Performance Indicator	KPI Unit of measure	Description of unit of measure	Baseline / Previous Performance	Annual Target (30/06/2023)	Budget 2022/23	Target 3rd Quarter (1 Jan 31 Mar 2023)	3rd Quarter Actual Performance	Remarks	Challenge s/Variance	Intervention	Responsible Dept	Evidence required
*0046	Improved governance and organisational excellence	Development Planning	Number	Ward Based Planning Framework approved by Council will be counted as 1 being achieved	New KPI	1	Operational	N/A	N/A	N/A	N/A	N/A	MM	Ward Based Planning Framework Council Resolution
*0046	Improved governance and organisational excellence	Development Planning	Number	Stakeholder Management Framework approved by Council will be counted as 1 being achieved	New KPI	1	Operational	N/A	N/A	N/A	N/A	N/A	CORP	Stakeholder Management Framework Council Resolution
*0046	Improved governance and organisational excellence	Risk Management	Number	Risk Management Framework approved by Council will be counted as 1 being achieved	New KPI	1	Operational	N/A	N/A	N/A	N/A	N/A	MM	Risk Management Framework Council Resolution
*0046	Improved governance and organisational excellence	Risk Management	Number	Risk Assessment report approved by Council will be counted as 1 being achieved	New KPI	1	Operational	N/A	N/A	N/A	N/A	N/A	MM	Risk Assessment report Council Resolution
*0046	Improved governance and organisational excellence	Risk Management	Number	Risk Register approved by Council will be counted as 1 being achieved	New KPI	1	Operational	N/A	N/A	N/A	N/A	N/A	MM	Risk Register report Council Resolution
*0046	Improved governance and organisational excellence	Risk Management	Number	Simple count of the number of risk monitoring reports submitted to Council	New KPI	1	Operational	1	1	TARGET ACHIEVED	NONE	NONE	MM	Risk Monitoring Report Council Resolution
*0046	Improved governance and organisational excellence	Ward Committee Support	Number	Simple count of the number of ward committee training sessions conducted	New KPI	1	Operational	N/A	N/A	N/A	N/A	N/A	CORP	Invitations Agenda Attendance Register
*0046	Improved governance and organisational excellence	Ward Committee Support	Number	Simple count of the number of ward committee meetings held (1 meeting per ward per month)	270	360	Operational	90	90	TARGET ACHIEVED	NONE	NONE	CORP	Monthly Ward Committee reports

**KPA 4 : GOOD GOVERNANCE AND PUBLIC PARTICIPATION KEY PERFORMANCE INDICATORS (KPIs)**

Vote Nr	Strategic Objective	Municipal Programme	Key Performance Indicator	KPI Unit of measure	Description of unit of measure	Baseline / Previous Performance	Annual Target (30/06/2023)	Budget 2022/23	Target 3rd Quarter (1 Jan 31 Mar 2023)	3rd Quarter Actual Performance	Remarks	Challenge s/Variance	Intervention	Responsible Dept	Evidence required
0046	Improved governance and organisational excellence	Ward Committee Support	# of meetings held with the broader community by the ward committee	Number	Simple count of the number of meetings held by the Ward Committee with the community of that ward (one per quarter)	0	120	Operational	30	30	TARGET ACHIEVED	NONE	NONE	CORP	Attendance Registers Reports
0046	Improved governance and organisational excellence	Council Support	Number of Ordinary Council meetings held	Number	Number of Council meetings approved on the Council calendar that took place	4	4	Operational	1	1	TARGET ACHIEVED	NONE	NONE	CORP	Council Calendar Council Resolution

1.0



**KPA 5 : LOCAL ECONOMIC DEVELOPMENT & SPATIAL RATIONAL KEY PERFORMANCE INDICATORS (KPIs)**

Vote Nr	Strategic Objective	Municipal Programme	Key Performance Indicator	KPI Unit of measure	Description of unit of measure	Baseline / Previous Performance (30/06/2023)	Annual Target (30/06/2023)	Budget 2022/23	Target 3rd Quarter (1 Jan 31 Mar 2023)	3rd Quarter Actual Performance	Remarks	Challenges/ Variance	Intervention	Responsible Dept	Evidence required
*0022	Integrated human settlement	Spatial Planning	Approved Land Invasion Strategy	Percentage	Land Invasion Strategy Approved by Council will be counted as 1 being achieved	New KPI	1	Operational	Advertisement and consultation (75%)	Still a Draft	TARGET NOT ACHIEVED	Service provider failed to meet the target	Service provider to speed up the process	PLAN	Inception Report/Draft Strategy, Advert/ Land Invasion Strategy Council Minutes
*0022	Integrated human settlement	Spatial Planning	Approved Rural Development Strategy	Percentage	Rural Development Strategy approved by Council will be counted as 1 being achieved	New KPI	1	Operational	Advertisement and consultation (75%)	Still a Draft	TARGET NOT ACHIEVED	There is no budget allocation	To put it in the next financial year	PLAN	Inception Report, Draft Strategy, Advert/ Rural Development Strategy Council Minutes
*0022	Integrated human settlement	Spatial Planning	Approved Precinct Plan for Kgapane and Modjadjiskloof	Percentage	Precinct Plan approved by Council will be counted as 1 being achieved	New KPI	2	Operational	Advertisement and consultation (75%)	Still a Draft	TARGET NOT ACHIEVED	Delay by the Service provider	Service provider to speed up the process	PLAN	Inception Report, Draft Plans, Advert Precinct plans for Kgapane & Modjadjiskloof Council Minutes
*0022	Improved and inclusive local economy	Local Economic Development	# of SMME's training conducted	Number	Simple count of the number of SMME training sessions arranged by GLM	New KPI	3	Operational	100%	1	TARGET ACHIEVED	NONE	NONE	PLAN	SMME Training session Invitation, Agenda & Attendance Register
*0022	Integrated and sustainable development	Integrated Planning	Percentage of capital budget actually spent on capital projects identified for a particular financial year in terms of the municipality's Integrated development plan (IDP)	Percentage	R-value spent on capital projects as contained in the approved IDP as a percentage of the total capital expenditure	tbd	100%	Capital	100%	77%	TARGET NOT ACHIEVED	NONE	NONE	MM	IDP Capital allocation Capital Budget expenditure reconciliation
*0022	Improved and inclusive local economy	Local Economic Development	Number of jobs created through municipal funded Capital Projects	Number	Number of jobs (Full time equivalent) created through municipal funded Capital Projects	302	600	Operational	150	387	TARGET ACHIEVED	more projects resulted in more jobs	NONE	TECH	Capital Project Job creation reports
*0022	Improved and inclusive local economy	Local Economic Development	Number of local SMMEs appointed through the GLM procurement process	Number	Number of local based SMMEs utilised to provide goods and services to GLM	559	120	Operational	30	51	TARGET ACHIEVED	More request for maintenance	NONE	CFO	SCM Reports

T.O

**KPA 5 : LOCAL ECONOMIC DEVELOPMENT & SPATIAL RATIONAL KEY PERFORMANCE INDICATORS (KRIS)**

Vote Nr	Strategic Objective	Municipal Programme	Key Performance Indicator	KPI Unit of measure	Description of unit of measure	Baseline / Previous Performance	Annual Target (30/06/2023)	Budget 2022/23	Target 3rd Quarter (1 Jan 31 Mar 2023)	3rd Quarter Actual Performance	Remarks	Challenges/ Variance	Intervention	Responsible Dept	Evidence required
*0022	Improved and inclusive local economy	Local Economic Development	Number of EPWP reports compiled and submitted to Council and Dpt of Public Works, Roads and Transport	Number	Number of EPWP progress reports compiled and submitted to Council and Dpt of Public Works, Roads and Transport	12	12	Operational	3	3	TARGET ACHIEVED	NONE	NONE	TECH	EPWP reports Council Resolutions, Signed receipt from DPW & DRT
*0022	Improved and inclusive local economy	Local Economic Development	Number of LED Forums coordinated	Number	Number of quorate LED Forum meetings coordinated by the GLM	4	4	Operational	1	1	TARGET ACHIEVED	NONE	NONE	PLAN	Agenda, Minutes & Attendance register
*0022	Improved and sustainable development	Integrated Planning	IDP/Budget/PMS Process Plan to be approved by Council on 31 July annually	Number	The approval of the IDP/Budget /PMS process plan by 31 July will result in a score of 1	1	1	Operational	N/A	N/A	N/A	N/A	N/A	MM	Council Approved IDP/ Budget/ PMS Process plan, Council Resolution
*0022	Improved and sustainable development	Integrated Planning	Draft IDP to be tabled in Council by 30 March annually	Number	The approval of the draft IDP by 30 March will result in a score of 1	1	1	Operational	1	1	TARGET ACHIEVED	NONE	NONE	MM	Draft IDP Council Resolution
*0022	Improved and sustainable development	Integrated Planning	Final IDP to be approved by Council by 30 May annually	Number	The approval of the Final IDP by 30 May will result in a score of 1	1	1	operational	N/A	N/A	N/A	N/A	N/A	MM	Final IDP Council Resolution
*0022	Improved and sustainable development	Integrated Planning	Number of IDP/Budget/ PMS REP Forum meetings held	Number	Simple count of the number of quorate meetings of the IDP/ Budget/ PMS Representative forum	5	5	Operational	1	1	TARGET ACHIEVED	NONE	NONE	MM	Agenda, Minutes & attendance register
*0022	Improved and sustainable development	Integrated Planning	Number of IDP/Budget/ PMS Steering Committee meetings held	Number	Simple count of the number of quorate meetings of the IDP/ Budget/ PMS steering committee	5	5	Operational	1	1	TARGET ACHIEVED	NONE	NONE	MM	Agenda, Minutes & attendance register
*0022	Integrated human settlement	Spatial Planning	Percentage of land use applications processed within 90 days	Percentage	Number of land use applications processed within 90 days as a percentage of the total number of land use applications received	100%	100%	Operational	100%	64%	TARGET NOT ACHIEVED	incomplete applications	Awareness programme	PLAN	Dated register recording land use applications and approval dates
*0022	Improved and inclusive local economy	Local Economic Development	Number of Marketing initiatives conducted	Number	Number of initiatives undertaken to market the municipality at a formal event	td	3	Operational	1	1	TARGET ACHIEVED	NONE	NONE	PLAN	Attendance Register Marketing Material/ Presentation
*0022	Improved and inclusive local economy	Local Economic Development	Number of LED Sub-forums launched	Number	Number of LED Sub-forums launched	td	3	Operational	1	1	TARGET ACHIEVED	NONE	NONE	PLAN	Agenda, Minutes & Attendance register
*0022	Improved and inclusive local economy	Local Economic Development	Development of partnerships with agricultural businesses	Number	Number of partnership agreements concluded with Businesses	New KPI	2	Operational	N/A	N/A	N/A	N/A	N/A	PLAN	Signed partnership agreements

**KPA 5 : LOCAL ECONOMIC DEVELOPMENT & SPATIAL RATIONAL KEY PERFORMANCE INDICATORS (KPIs)**

Vote Nr	Strategic Objective	Municipal Programme	Key Performance Indicator	KPI Unit of measure	Description of unit of measure	Baseline / Previous Performance	Annual Target (30/06/2023)	Budget 2022/23	Target 3rd Quarter (1 Jan 31 Mar 2023)	3rd Quarter Actual Performance	Remarks	Challenges/ Variance	Intervention	Responsible Dept	Evidence required
*0022	Improved and inclusive local economy	Local Economic Development	Operationalization of the Caravan Park	Percentage	Percentage progress measured against pre determined project milestones for Leasing of Caravan Park to a private operator	New KPI	100%	Operational	Approval of lease of caravan park by Council - 60% (90%)	No approval of lease	TARGET NOT ACHIEVED	Delay in appointment	Project has been readvertised	PLAN	Concept documents, advert, Appointment letter, Council Resolution, SLA
*0022	Improved and inclusive local economy	Local Economic Development	Operation of business registration centre	Number	Simple count of number of Businesses visited for awareness	New KPI	360	Operational	90	90	TARGET ACHIEVED	NONE	NONE	PLAN	Attendance Register

150

**2022/23 PROJECT MILESTONES**

Region/Ward	Strategic Objective	Programme	Project Name	Project description	Funding Type	Budget for 2022/23	Revised Budget for 2022/23	Start Date	Completion date	Project Owner	Baseline/Previous Performance	Revised Project Milestone	Qtr 3 Actual Performance	Remarks	Challenges/Variance	Intervention	Evidence required	Source of Funding
-------------	---------------------	-----------	--------------	---------------------	--------------	--------------------	----------------------------	------------	-----------------	---------------	-------------------------------	---------------------------	--------------------------	---------	---------------------	--------------	-------------------	-------------------

**Good Governance**

Head office	Improved governance and organisational excellence	Information Technology	Procurement of Laptops	Procure 70 Laptops to replace desk tops	Capex	R 2 000 000	R 100 000	01/07/2022	30/06/2023	CORPS	10 Laptops procured	N/A	N/A	N/A	N/A	N/A	Specifications Advertisement Appointment Letter Delivery note/GRN and Payment Certificate	Own revenue
Head office	Improved governance and organisational excellence	Information Technology	UPS	Procure 15 UPS's for sub offices	Capex	R 600 000	R 600 000	01/07/2022	30/06/2023	CORPS	New Project	Delivery of 15 UPS's completed - 50% (100%)	Delivery of 15 UPS's completed - 50% (100%)	TARGET ACHIEVED	NONE	NONE	Specifications Advertisement Appointment Letter Delivery note/GRN and Payment Certificate	Own revenue
Head office	Improved governance and organisational excellence	Safety and Security	Security Door for Modjadjiski	Installation of security door at Modjadjiskio of RA	Capex	R 20 000	R 20 000	01/07/2022	30/06/2023	Comm	New Project	Appointment of service provider -5% (20%)	Security Door installed	TARGET ACHIEVED	NONE	NONE	Delivery note/GRN and completion certificate	Own revenue

**MUNICIPAL TRANSFORMATION AND ORGANISATIONAL DEVELOPMENT**

1.0

Head office	Improved governance and organisation al excellence	Assets Management	Diesel Bowser with meter readings	To procure a Diesel Bowser with meter reading capability	Capex	R 100 000	R 100 000	01/07/2022	30/06/2023	CFO	New Project	Appointment of service provider -5% (20%)	Bowser with meter reading is procured	TARGET ACHIEVED	NONE	NONE	Delivery note/ GRN and Payment Certificate	Own revenue	
Head office	Improved governance and organisation al excellence	Assets Management	Mayor Vehicle	Procurement of a vehicle for the Mayor	Capex	R 700 000	R 700 000	01/07/2022	30/06/2023	CFO	New Project	Appointment of service provider -5% (20%)	Vehicle procured	TARGET ACHIEVED	NONE	NONE	Delivery note/ GRN and Payment Certificate	Own revenue	
Head office	Improved governance and organisation al excellence	Assets Management	Speaker Vehicle	Procurement of a vehicle for the Speaker	Capex	R 500 000	R 500 000	01/07/2022	30/06/2023	CFO	New Project	Appointment of service provider -5% (20%)	Vehicle procured awaiting delivery	TARGET ACHIEVED	NONE	NONE	Delivery note/ GRN and Payment Certificate	Own revenue	
<b>BASIC SERVICE DELIVERY</b>																			
01, 06 & 07	Access to sustainable quality basic services	Sports & Recreation	Madumelen g/ Sholong Sports Complex	Construction of Madumelen g/ Sholong Sport Complex	Capex	R 5 127 000	R 6 293 416	01/07/2022	30/06/2023	Tech	Project at 60% physical progress (construction)	Construction of the Madumelen/ Sholong Sport Complex at 3% physical progress (73%)	Construction of the Madumelen/ Sholong Sport Complex at 5% physical progress (75%)	TARGET ACHIEVED	NONE	NONE	Progress report	Own revenue & MIG	
All wards	Access to sustainable quality basic services	Stormwater Management	Low level bridges	To construct level bridges at Phoko / Dikgwathi	Capex	R 2 500 000	R 1 499 996	01/07/2022	30/06/2023	Tech	Project under construction (70%)	Physical Construction of Low Level Bridge at Phoko 100% completed	Physical Construction of Low Level Bridge at Phoko at Practical completion	TARGET ACHIEVED	NONE	NONE	Progress Report	Own revenue	

100

Ward 3	Access to sustainable quality basic services	Stormwater management	Meloding Stormwater Canal	To construct a stormwater canal at Meloding(Multi-year)	Capex	R 7 000 000	R 5 000 000	01/07/2022	30/06/2023	Tech	Project at 40% physical progress (construction)	N/A	N/A	N/A	N/A	Progress reports, Completion Certificates	Own revenue
1	Access to sustainable quality basic services	Roads	Makhutukwe Street Paving	Construction of Street Paving at Makhutukwe (Multi-year)	Capex	R 9 000 000	R 8 000 000	01/07/2022	30/06/2023	Tech	Project at 68% physical progress (construction)	Physical progress for construction of 1,8km at 24% (99%)	Physical progress for construction of 1,8km at 24% (99%)	TARGET ACHIEVED	NONE	Progress report/Practical completion certificate/Co mpletion certificate	Own revenue
6	Access to sustainable quality basic services	Roads	Thibeni Street Paving	Construction of Street Paving at Thibeni (Multi-year)	Capex	R 4 000 000	R 4 600 000	01/07/2022	30/06/2023	Tech	Project design complete 2%	Physical progress for construction of 2,3km at 15% (18.5%)	Physical progress for construction of 2,3km at 10%	TARGET NOT ACHIEVED	Delays due to Inlement weather experienced in February 2023	Proof of submission of Specification document to SCM, Tender advert, Appointment letter, Progress report	Own revenue
15	Access to sustainable quality basic services	Roads	Raphahlelo / Phooko street paving	Construction of Street Paving at Raphahlelo/ Phooko (Multi-year)	Capex	R10 400 000	R11 400 000	01/07/2022	30/06/2023	Tech	Physical progress for construction of 2,5km at 40%	Physical progress for construction of 2,5km-5% (80%)	Physical construction is at 84%	TARGET ACHIEVED	NONE	Progress report/Practical completion certificate/Co mpletion certificate	Own revenue
13	Access to sustainable quality basic services	Roads	Ward 13 (Senwanok gope) street paving	Construction of Street Paving at Senwanokgope (Multi-year)	Capex	R 3 800 000	R 1 440 004	01/07/2022	30/06/2023	Tech	Project design completed-2%	Develop Specifications and submit to SCM 0,5% (2,5%) (Final target)	Develop Specifications and submit to SCM 0,5% (2,5%) (Final target)	TARGET ACHIEVED	NONE	Proof of submission of Specification document to SCM	Own revenue

200

16	Access to sustainable quality basic services	Roads	Sephokubye Street Paving	Construction of Street Paving at Sephokubye (Multi-year)	Capex	R 4 800 000	R 4 800 000	01/07/2022	30/06/2023	Tech	Physical progress for construction of 2,98km-89%	N/A	N/A	N/A	N/A	N/A	Progress report/Practical completion certificate/Completion certificate	Own revenue
2	Access to sustainable quality basic services	Roads	Moitsironi Street paving	Construction of Street Paving at Moitsironi (Multi-year)	Capex	R 4 900 000	R 5 499 996	01/07/2022	30/06/2023	Tech	Project design completed-2%	Physical progress for construction of 1,5km at 30% (33.5%)	Physical progress for construction of 1,5km at 54%	TARGET ACHIEVED	NONE	NONE	Proof of submission of Specification document to SCM, Tender advert, Appointment letter, Progress report	Own revenue
26	Access to sustainable quality basic services	Roads	Ramodumo Street Paving	Construction of Street Paving at Ramodumo (Multi-year)	Capex	R 9 500 000	R 8 628 967	01/07/2022	30/06/2023	Tech	Project design complete	Physical progress for construction of 3,5km 20% (23.5)	Physical progress for construction of 3,5km 24%	TARGET ACHIEVED	NONE	NONE	Proof of submission of Specification document to SCM, Tender advert, Appointment letter, Progress report	MIG
3	Access to sustainable quality basic services	Roads	Tshabelam atswale Street Paving	Construction of Street Paving at Tshabelamatswale (Multi-year)	Capex	R-	R 2 185 744	01/07/2022	30/06/2023	Tech	Project at 90% physical progress (construction)	Physical progress for construction at 100%/completed	Project Completed (100%)	TARGET ACHIEVED	NONE	NONE	Progress Report	

T.O

12	Access to sustainable quality basic services	Roads	Thakgalang Sports Complex	Construction of Sports complex at Thakgalang	Capex	R-	R 3 608 385	01/07/2022	30/06/2023	Tech	Project at 92% physical progress (construction)	Physical progress for construction at 98%/ practical completion	Practical completion achieved (99%)	TARGET ACHIEVED	NONE	NONE	Progress Report	MIG
27	Access to sustainable quality basic services	Roads	Rampepe Access Bridge	Construction of Access Bridge at Rampepe (Multi-year)	Capex	R 6 913 900	R 5 351 524	2022/01/07	30/06/2023	Tech	Project at 30% physical progress (construction)	Physical progress for construction of 20m Access Bridge at 5% (65%)	Physical progress for construction of 20m Access Bridge at 58%	TARGET NOT ACHIEVED	Delays due to rainfall received in February 2023 and contractor's slow progress	Catch-up plan submitted	Progress reports	MIG
24	Access to sustainable quality basic services	Roads	Mamogadi Street paving	Construction of Street Paving at Mamogadi (Multi-year)	Capex	R15 400 000	R11 297 375	01/07/2022	30/06/2023	Tech	Project at 50% physical progress (construction)	Physical progress for construction of 2,6km at 10% (90%)	Physical progress for construction of 2,6km at 98%	TARGET ACHIEVED	NONE	NONE	Progress report/Practical completion certificate/Completion certificate	MIG
19	Access to sustainable quality basic services	Roads	Mohlalabane Street Paving	Construction of Street Paving at Mohlabane (Multi-year)	Capex	R10 000 000	R10 000 000	01/07/2022	30/06/2023	Tech	Physical progress for construction of 3,3km streets including 40m bridge at 45%	Physical progress for construction of 3,3km streets including 40m bridge at 1% (71)	Physical progress for construction of 3,3km streets including 40m bridge at 69%	TARGET NOT ACHIEVED	Ph1&2 completed. Budget insufficient to commence with Phase 3/outstanding 1,3km	Additional budget allocated from R15m MIG budget received. Project to commence in the 4th quarter	Progress report	MIG

R.O



2	Access to sustainable quality basic services	Roads	Moshakgal Makaba Street paving (Designs)	Development of Street Paving Design at Moshakgal Makaba	Capex	R 1 000 000	R 986 425	01/07/2022	30/06/2023	Tech	Project planning	Develop and approve Detailed Design Report - 1% (2%)	Preliminary Designs Developed	TARGET NOT ACHIEVED	Slow progress in finalisation of detailed designs	Notice issued to engineers to finalise the detailed design report by end of April 2023	Design approval letter; Proof of submission of specification document to SCM	MIG
ALL	Access to sustainable quality basic services	Roads	Highmasts lights in various villages	Construction of Highmast Lights in various villages	Capex	R 5 502 750	R 5 502 750	01/07/2022	30/06/2023	Tech	Project planning	Construction of 12 Highmast lights at 20% physical progress (40%)	Construction of 12 Highmast lights at 20% physical progress (49%)	TARGET ACHIEVED	NONE	NONE	Proof of submission of Specification document to SCM, Tender advert, Appointment of Contractor, Progress	MIG
29	Access to sustainable quality basic services	Electricity	Transformers Acquisition	Procurement of 16kva (2) and 25kva (1) and 100kva (2) transformers	Capex	R 1 500 000	R 1 500 000	01/07/2022	30/06/2023	Director Tech	New Project	Delivery of the 100kva transformers - 45% (100%)	Transformers delivered - 45% (100%)	TARGET ACHIEVED	NONE	NONE	Appointment letter Delivery Note	Own revenue
	Access to sustainable quality basic services	Electricity	Khudugane village Electrification	New electricity connections at Khudugane (Phase 2)	Opex (INEP)	R 1 762 000	R 1 762 000	01/07/2021	30/06/2022	Director Tech	New Project	Appointment of service provider - 5% (20%)	Service provider appointed - 5% (20%)	TARGET ACHIEVED	NONE	NONE	Appointment letter and Progress report	INEP

10

10	Access to sustainable quality basic services	Electricity	Sekgopo Maboke / Matlou village electrification	New electricity connections at Sekgopo Maboke / Matlou	Opex (INEP)	R 3 220 000	R 3 220 000	01/07/2021	30/06/2022	Director Tech	New Project	Appointment of service provider - 5% (20%)	Service provider appointed- 5%(20%)	TARGET ACHIEVED	NONE	NONE	Appointment letter and Progress report	INEP
14	Access to sustainable quality basic services	Electricity	Ikelleng (Lomondok op) village electrification	New electricity connections at Ikelleng (Lomondok op)	Opex (INEP)	R 1 200 000	R 1 200 000	01/07/2021	30/06/2022	Director Tech	New Project	Appointment of service provider - 5% (20%)	Service provider appointed- 5%(20%)	TARGET ACHIEVED	NONE	NONE	Appointment letter and Progress report	INEP
10	Access to sustainable quality basic services	Electricity	Lehlangeng (Mojekella) village electrification	New electricity connections at Lehlangeng (Mojekella)	Opex (INEP)	R 2 880 000	R 2 880 000	01/07/2021	30/06/2022	Director Tech	New Project	Appointment of service provider - 5% (20%)	Service provider appointed- 5%(20%)	TARGET ACHIEVED	NONE	NONE	Appointment letter and Progress report	INEP
28	Access to sustainable quality basic services	Electricity	Rotterdam village electrification	New electricity connections at Rotterdam	Opex (INEP)	R 1 500 000	R 1 500 000	01/07/2021	30/06/2022	Director Tech	New Project	Appointment of service provider - 5% (20%)	Service provider appointed- 5%(20%)	TARGET ACHIEVED	NONE	NONE	Appointment letter and Progress report	INEP
13	Access to sustainable quality basic services	Electricity	Lebepane village electrification	New electricity connections at Lebepane	Opex (INEP)	R 3 160 000	R 3 160 000	01/07/2021	30/06/2022	Director Tech	New Project	Appointment of service provider - 5% (20%)	Service provider appointed- 5%(20%)	TARGET ACHIEVED	NONE	NONE	Appointment letter and Progress report	INEP
7	Access to sustainable quality basic services	Electricity	Makhurupeti village electrification	New electricity connections at Makhurupeti	Opex (INEP)	R 1 220 000	R 1 220 000	01/07/2021	30/06/2022	Director Tech	New Project	Appointment of service provider - 5% (20%)	Service provider appointed- 5%(20%)	TARGET ACHIEVED	NONE	NONE	Appointment letter and Progress report	INEP

110

26	Access to sustainable quality basic services	Electricity	Mpepule village electrification	New electricity connections at Mpepule	Opex (INEP)	R 1 460 000	R 1 460 000	01/07/2021	30/06/2022	Director Tech	New Project	Appointment of service provider - 5% (20%)	Service provider appointed	TARGET ACHIEVED	NONE	NONE	NONE	Appointment letter and Progress report	INEP
25	Access to sustainable quality basic services	Electricity	Legkwareneng village electrification	New electricity connections at Legkwareneng	Opex (INEP)	R 2 880 000	R 2 880 000	01/07/2021	30/06/2022	Director Tech	New Project	Appointment of service provider - 5% (20%)	Service provider appointed- 5%(20%)	TARGET ACHIEVED	NONE	NONE	NONE	Appointment letter and Progress report	INEP
	Access to sustainable quality basic services	Electricity	Rajeleke village electrification	New electricity connections at Rajeleke	Opex (INEP)	R 2 880 000	R 2 880 000	01/07/2021	30/06/2022	Director Tech	New Project	Appointment of service provider - 5% (20%)	Service provider appointed- 5%(20%)	TARGET ACHIEVED	NONE	NONE	NONE	Appointment letter and Progress report	INEP
All wards	Access to sustainable quality basic services	Solid Waste Collection	22 Skip Bins	Supply and delivery of 22 Skip Bins	Capex	R 200 000	R 1 200 000	01/07/2022	30/06/2023	Comm	New Project	Develop Specifications and submit to SCM and advertisement	Specification submitted to SCM	TARGET ACHIEVED	NONE	NONE	NONE	Specifications Advertisement Appointment Letter Delivery Notes	Own revenue
All Wards	Improved and inclusive local economy	Local Economic Development	SMME Support	To support SMMEs	Opex	R 780 000	R 780 000	01/07/2022	30/06/2023	Plan	3 N/A	N/A	N/A	N/A	N/A	N/A	N/A	Concept development/ Report of SMMEs supported	Own revenue
<b>LOCAL ECONOMIC DEVELOPMENT AND SPATIAL RATIONAL CAPITAL PROJECTS</b>																			

1,0

All Wards	Improved and inclusive local economy	Local Economic Development Plan	Review of Integrated Transport Plan	Integrated Transport plan reviewed	Opex	R 2 000 000	R 2 000 000	01/07/2022	30/06/2023	Plan	New Project	N/A	N/A	N/A	N/A	N/A	N/A	Specifications Appointment letter Reviewed Integrated transport plan	Own Funding

1.0

**2022/23 PROJECT REMOVED DURING BUDGET ADJUSTMENT**

Region/ Ward	Strategic Objective	Programme	Project Name	Project description	Funding Type	Budget for 2022/23	Start Date	Completi n date	Project Owner	Baseline (Project progress as at end June 2022	Project Milestone Qtr 1 (1 Jul-30 Sept '22)	Project Milestone Qtr 2 (1 Oct -31 Dec '22)	Project Milestone Qtr 3 (1 Jan - 31 Mar '23)	Project Milestone Qtr 4 (1 Apr- 30 Jun '23)	Evidence required	Source of Funding
<b>Good Governance</b>																
Head office	Improved governance and organisational excellence	Information Technology	IT network installation in new offices	Installation of IT network in new offices (2 Houses)	Capex	R 350 000	01/07/2022	30/06/2023	CORPS	New Project	Develop Specifications & Advertisement *25%	Adjudication and appointment of service provider - 25% (50%)	Installation of IT network in new offices (2 houses) completed -50% (100%)	n/a	Specifications Advertisement Appointment Letter Delivery note/GRN and	Own revenue
Head office	Improved governance and organisational excellence	Information Technology	Server	Replacement of the Domain Controller Server	Capex	R 200 000	01/07/2022	30/06/2023	CORPS	New Project	Develop Specifications & Advertisement *25%	Adjudication and appointment of service provider - 25% (50%)	Installation of Domain Controller Server completed - 50% (100%)	n/a	Specifications Advertisement Appointment Letter Delivery note/GRN and	Own revenue
Head office	Improved governance and organisational excellence	Assets Management	Furniture	Procurement of furniture for new offices and replacement of damaged furniture	Capex	R 1 000 000	01/07/2022	30/06/2023	CORPS	New Project	Develop Specifications & Advertisement *25%	Adjudication and appointment of service provider - 25% (50%)	Delivery of furniture completed -50% (100%)	n/a	Specifications Advertisement Appointment Letter Delivery note/GRN and Payment Certificate	Own revenue
Head office	Improved governance and organisational excellence	Safety and Security	Guard Room Kgapane Old Sub Office	Design and construction of Guardroom at Kgapane old sub office DLTC	Capex	R 150 000	01/07/2022	30/06/2023	Comm	New Project	Develop Specifications and submit to SCM - 10%	Tender Advertisement - 5% (15%)	Appointment of service provider - 5% (20%)	Construction of Guard room - 80% (100%)	GRN and Completion Certificate	Own revenue
Head office	Improved governance and organisational excellence	Safety and Security	Guard room Modjadisklo of DLTC	Design and construction of Guardroom at Modjadiskloof DLTC	Capex	R 150 000	01/07/2022	30/06/2023	Comm	New Project	Develop Specifications and submit to SCM - 10%	Tender Advertisement - 5% (15%)	Appointment of service provider - 5% (20%)	Construction of Guard room - 80% (100%)	GRN and Completion Certificate	Own revenue

1.0

Head office	Improved governance and organisational excellence	Assets Management	Cubicles - Kgapane Old Sub-Office	Installation of Cubicles at Kgapane DLTC	Capex	R 350 000	01/07/2022	30/06/2023	Comm	New Project	Develop Specifications and submit to SCM - 10%	Tender Advertisement - 5% (15%)	Appointment of service provider - 5% (20%)	Installation of cubicles - 80% (100%)	Delivery note/ GRN and completion Certificate	Own revenue
Head office	Improved governance and organisational excellence	Assets Management	Cubicles - Kgapane Old Sub-Office	Installation of Cubicles at Kgapane DLTC	Capex	R 350 000	01/07/2022	30/06/2023	Comm	New Project	Develop Specifications and submit to SCM - 10%	Tender Advertisement - 5% (15%)	Appointment of service provider - 5% (20%)	Installation of cubicles - 80% (100%)	Delivery note/ GRN and completion Certificate	Own revenue
<b>MUNICIPAL TRANSFORMATION AND ORGANISATIONAL DEVELOPMENT</b>																
Head office	Improved governance and organisational excellence	Assets Management	Installation of security cameras (Municipal Stores)	Procurement and installation of security cameras at the Municipal stores	Capex	R 50 000	01/07/2022	30/06/2023	CFO	New Project	Develop Specifications and submit to SCM - 10%	Tender Advertisement - 5% (15%)	Appointment of service provider - 5% (20%)	Security cameras installed at the stores 80% (100%)	Delivery note/ GRN and Payment Certificate	Own revenue
<b>BASIC SERVICE DELIVERY</b>																
5	Access to sustainable quality basic services	Community Halls & Facilities	Ward 5 Community hall	To construct a community hall at Ward 5 by 30 June 2023 (Multi-year)	Capex	R1 000 000	01/07/2022	30/06/2023	Tech	Project halted due to location dispute between Meidingen & Raboathaha Villages. Construction at 15% physical progress.	Negotiations with Tribal Authorities to resume Works on site 5%	Progress with physical construction at 5% (25%)	Progress with physical construction at 20% (45%)	Progress with physical construction at 20% (65%)	Minutes of Negotiations, Progress report	Own revenue
29	Access to sustainable quality basic services	Disaster Management	Fire Extinguishers	To purchase and install Fire extinguishers for various facilities in the municipality by 30 June 2023	Capex	R100 000	01/07/2022	30/06/2023	CORPS	Project removed during budget adjustment	Develop Specifications and submit to SCM - 10%	Tender Advertisement - 5% (15%)	Appointment of service provider - 5% (20%)	Fire Extinguishers supplied & installed - 80% (100%)	Delivery note/ GRN and Payment Certificate	Own revenue
29	Access to sustainable quality basic services	Traffic Services	Modjadjisklo of Taxi rank (upgrading)	Refurbishment of toilets and Market Stalls	Capex	R500 000	01/07/2022	30/06/2023	Comm	New Project	Develop Specifications and submit to SCM - 10%	Tender Advertisement - 5% (15%)	Appointment of service provider - 5% (20%)	Physical construction of toilets and market stalls at the Taxi rank 100% completed -	Specifications Appointment letter Progress reports Completion Certificate	Own revenue

FIN

30	Access to sustainable quality basic services	Roads	Boshakhe Bridge (Designs)	Development of Bridge Design at Boshakhe	Capex	R 500 000	01/07/2022	30/06/2023	Tech	Project planning	Appointment of service provider - 5% (20%)	Develop Preliminary Design Report - 50%	Develop and approve Detailed Design Report - 100%	n/a	Appointment letter, Preliminary Design Report and Detailed Design Report	Own revenue
5	Access to sustainable quality basic services	Roads	Malematja Street Paving	Construction of Street Paving at Malematja (Multi-year)	Capex	R 9 678 000	01/07/2022	30/06/2023	Tech	project design completed - 2%	Develop Specifications and submit to SCM - 0.55%(2.5%)	Tender Advertisement for contractor - 0.5%(3%)	Appointment of service provider - 0.5(3.5)	Physical progress for construction of 2.9km 30% (33.5)	Proof of submission of Specification document to SCM, Tender advert, Appointment letter, Progress report	M/G
9	Access to sustainable quality basic services	Roads	Sekgopo Moshate Street Paving	Construction of Street Paving at Sekgopo Moshate (Multi-year)	Capex	R 2 000 000	01/07/2022	30/06/2023	Tech	Project planning	Development of scoping report 0.5% (0.5%)	Development of preliminary designs (0.5%) (1%)	Develop and approve Detailed Design Report - 1% (2%)	N/A	Design approval letter	Own revenue
Head Office	Access to sustainable quality basic services	Roads	TLB	Procure a TLB for the Bellevue cluster	Capex	R 1 500 000	01/07/2022	30/06/2023	Tech	Project removed during budget adjustment	Develop Specifications and submit to SCM - 10%	Tender Advertisement - 5% (15%)	Appointment of service provider - 5% (20%)	TLB delivered - 80% (100%)	Specifications Advertisement Appointment letter Delivery note/GRN and Payment Certificates	Own revenue
Head Office	Access to sustainable quality basic services	Roads	Street Name Signage	Installation of street names signage	Capex	R 300 000	01/07/2022	30/06/2023	Tech	New Project	Develop Specifications and submit to SCM - 10%	Tender Advertisement - 5% (15%)	Appointment of service provider - 5% (20%)	Street signage delivery and installation - 80% (100%)	Specifications Advertisement Appointment letter, Payment Certificates and Completion Certificate	Own revenue

100

Head Office	Access to sustainable quality basic services	Roads	Grader	Procure a Grader for Sekgosee Cluster	Capex	R 5 000 000	01/07/2022	30/06/2023	Tech	New Project	Develop Specifications and submit to SCM - 10%	Tender Advertisement - 5% (15%)	Appointment of service provider - 5% (20%)	Grader delivered - 80% (100%)	Specifications Appointment letter Delivery note/GRN and Payment Certificates	Own revenue
Head Office	Access to sustainable quality basic services	Traffic & Licensing	Traffic Vehicle	Supply and delivery of 2 Traffic Patrol vehicles	Capex	R 1 500 000	01/07/2022	30/06/2023	Comm	New Project	Develop Specifications and submit to SCM - 10%	Appointment of service provider - 5% (20%)	Appointment of service provider - 5% (20%); Patrol Vehicles delivered - 100% (100%)	N/A	Specifications Appointment letter, Delivery note	Own revenue
Head office	Access to sustainable quality basic services	Traffic & Licensing	Learners Licences Class at Modjajisko of DLTC	Design and Construction of Learner's License Classroom	Capex	R 500 000	01/07/2022	30/06/2023	Comm	New Project	Develop Specifications and submit to SCM - 10%	Tender Advertisement - 5% (15%)	Appointment of service provider - 5% (20%)	Construction of classroom - 80% (100%)	Specifications Appointment letter, Designs /GRN and Completion Certificates	Own revenue
Head office	Access to sustainable quality basic services	Traffic & Licensing	Establishment of DLTC at Mokwakwaila (Dedicated)	Designs for Mokwakwaila DLTC	Capex	R 500 000	01/07/2022	30/06/2023	Comm	New Project	Develop Specifications and submit to SCM - 10%	Tender Advertisement - 5% (15%)	Appointment of service provider - 5% (20%)	Designs of DLTC - 80% (100%)	Specifications Appointment letter /Designs	Own revenue
Head Office	Access to sustainable quality basic services	Traffic & Licensing	Traffic equipment	Procure mobile speed camera and Road block trailer	Capex	R 1 200 000	01/07/2022	30/06/2023	Comm	New Project	Develop Specifications and submit to SCM - 10%	Tender Advertisement - 5% (15%)	Appointment of service provider - 5% (20%)	Procurement of Roadblock Trailer and Mobile speed camera - 80% (100%)	Specifications Appointment letter Delivery note/GRN and Payment Certificates	Own revenue
Head Office	Access to sustainable quality basic services	Electricity	Electricity master Plan	To develop an Electricity Master Plan by 30 June 2023	Capex	R 300 000	01/07/2021	30/06/2022	Tech	Budget insufficient to complete the project	n/a	Appointment of a consultant from the Panel for the drafting of the Master plan - 10% (10%)	Inception report submitted by the consultant - 45% (55%)	Data collection for detailed report - 45% (100%)	Electricity Master Plan Inception Report Monthly Progress report from the Consultant	Own revenue

100



29	Access to sustainable quality basic services	Electricity	Refurbishing of LV network	Replace overhead conductor by underground cables and replacement of metering kiosk	Capex	R 900 000	01/07/2022	30/06/2023	Director Tech	Not implemented due to low revenue collection	Develop Specifications and submit to SCM - 10%	Tender Advertisement - 5% (15%)	Appointment of service provider - 5% (20%)	Replacement of overhead conductor by underground cables and replacement of metering kiosk completed - 80% (100%)	Specifications Advertisement Appointment letter Completion Certificate	Own revenue
29	Access to sustainable quality basic services	Electricity	HV Cable Network Refurbishment - ringfeed	To refurbish HV cables from Panorama connecting the Hospital and install cable to complete the normal open points	Capex	R 1 000 000	01/07/2022	30/06/2023	Director Tech	Not implemented due to low revenue collection	Submit to SCM - 10% Tender Advertisement - 5% (15%) (25%)	Appointment of service provider - 5% (30%)	Refurbishment of HV cables commence, physical progress at 40% (70%)	Refurbishment of HV cables from Panorama connecting the Hospital and installation cable to complete the normal open points	Specifications Advertisement Appointment letter Completion Certificate	Own revenue
29	Access to sustainable quality basic services	Electricity	Electrical Bulk Service Extension 11	Establish Electrical Bulk service at Extension 11	Capex	R 250 000	01/07/2022	30/06/2023	Tech	Project removed during budget adjustment	n/a	n/a	n/a	completed - Secure maps of development area from service provider (100%)	Maps of development area	Own revenue
29	Access to sustainable quality basic services	Electricity	Electrical Bulk Service Extension 12	Establish Electrical Bulk service at Extension 12	Capex	R 250 000	01/07/2022	30/06/2023	Tech	Project removed during budget adjustment	n/a	n/a	n/a	Secure maps of development area from service provider (100%)	Maps of development area	Own revenue

110

29	Access to sustainable quality basic services	Electricity	Civil Bulk Service Extension 11	Establish Civil Bulk service at Extension 11	Capex	R 250 000	01/07/2022	30/06/2023	Tech	Project removed during budget adjustment	n/a	n/a	n/a	Secure maps of development area from service provider (100%)	Inception report Design report Specifications Appointment letter	Own revenue
29	Access to sustainable quality basic services	Electricity	Civil Bulk Service Extension 12	Establish Civil Bulk service at Extension 12	Capex	R 250 000	01/07/2022	30/06/2023	Tech	Project removed during budget adjustment	n/a	n/a	n/a	Secure maps of development area from service provider (100%)	Specifications Appointment letter	Own revenue
29	Access to sustainable quality basic services	Electricity	Modjadiskloof of Electrical Network Intergration	Design and Construction of a substation and lines to Plateland (Ext 11)	Capex	R 1 000 000	01/07/2022	30/06/2023	Tech	n/a	Appointment of service provider from the panel (10%)	Development of designs completed - 20% (30%)	Develop Specifications for the appointment of a contractor - 35% (65%)	Advertisement for the appointment of a contractor - 35% (100%)	Appointment Letter Design approval Letter Advertisement	Own revenue
All wards	Access to sustainable quality basic services	Solid Waste Collection	Concrete Bins	Installation of 10 concrete bins in Modjadiskloof	Capex	R 200 000	01/07/2022	30/06/2023	Comm	New Project	Develop Specifications and submit to SCM (10%)	Advertisement and appointment of a service provider - 5% (15%)	Installation of 10 concrete waste bins in Modjadiskloof completed - 85% (100%)	n/a	Specifications Advertisement Appointment Letter Delivery Notes	Own revenue

7.5

**3-year Capital Works Plan by Ward**

Ward	Project Name	Start date	Completion date	2022/23 Monthly Expenditure Projections												MTREF Budget allocation			Source of Funding				
				July '21	Aug '21	Sept '21	Oct '21	Nov '21	Dec '21	Jan '22	Feb '22	Mar '22	Apr '22	May '22	Jun '22	MTREF 2022/23	MTREF 2023/24	MTREF 2024/25					
<b>Good Governance</b>																							
Head office	Procurement of Laptops	01/07/2022	30/06/2023	R0	R0	R0	R0	R0	R0	R1 000 000	R0	R0	R0	R0	R0	R0	R0	R0	R0	R2 000 000	R0	R0	Omn revenue
Head office	UPS	01/07/2022	30/06/2023	R0	R0	R0	R0	R600 000	R0	R0	R0	R0	R0	R0	R0	R0	R0	R0	R0	R600 000	R0	R0	Omn revenue
Head office	IT network installation in new offices	01/07/2022	30/06/2023	R0	R0	R0	R0	R350 000	R0	R0	R0	R0	R0	R0	R0	R0	R0	R0	R0	R350 000	R0	R0	Omn revenue
Head office	Server	01/07/2022	30/06/2023	R0	R0	R0	R0	R200 000	R0	R0	R0	R0	R0	R0	R0	R0	R0	R0	R0	R200 000	R0	R0	Omn revenue
Head office	Furniture	01/07/2022	30/06/2023	R0	R0	R0	R0	R1 000 000	R0	R0	R0	R0	R0	R0	R0	R0	R0	R0	R0	R1 000 000	R0	R0	Omn revenue
Head office	Security Door for Modjadisi	01/07/2022	30/06/2023	R0	R0	R0	R0	R0	R0	R0	R0	R20 000	R0	R0	R0	R0	R0	R0	R0	R20 000	R0	R0	Omn revenue
Head office	Guard Room Kgapane Old Sub Office	01/07/2022	30/06/2023	R0	R0	R0	R0	R0	R0	R0	R0	R150 000	R0	R0	R0	R0	R0	R0	R0	R150 000	R0	R0	Omn revenue
Head office	Guard room modjadisi	01/07/2022	30/06/2023	R0	R0	R0	R0	R0	R0	R0	R0	R150 000	R0	R0	R0	R0	R0	R0	R0	R150 000	R0	R0	Omn revenue
Head office	Cubicles - Old Sub-Office	01/07/2022	30/06/2023	R0	R0	R0	R0	R0	R0	R0	R0	R350 000	R0	R0	R0	R0	R0	R0	R0	R350 000	R0	R0	Omn revenue
<b>MUNICIPAL TRANSFORMATION AND ORGANISATIONAL DEVELOPMENT</b>																							
Head office	Diesel Bower with meter readings	01/07/2022	30/06/2023	R0	R0	R0	R0	R0	R0	R0	R0	R100 000	R0	R0	R0	R0	R0	R0	R0	R100 000	R0	R0	Omn revenue
Head office	Installation of security cameras (Municipal Stores)	01/07/2022	30/06/2023	R0	R0	R50 000	R0	R0	R0	R0	R0	R0	R0	R0	R0	R0	R0	R0	R0	R50 000	R0	R0	Omn revenue
Head office	Mayor Vehicle	01/07/2022	30/06/2023	R0	R0	R0	R0	R 700 000	R0	R0	R0	R0	R0	R0	R0	R0	R0	R0	R0	R700 000	R0	R0	Omn revenue

110

**3-year Capital Works Plan by Ward**

Ward	Project Name	Start date	Completion date	2022/23 Monthly Expenditure Projections												MTREF Budget allocation			Source of Funding									
				July '21	Aug '21	Sept '21	Oct '21	Nov '21	Dec '21	Jan '22	Feb '22	Mar '22	Apr '22	May '22	Jun '22	MTREF 2022/23	MTREF 2023/24	MTREF 2024/25										
	Head office Vehicle	01/07/2022	30/06/2023	R0	R0	R0	R0	R0	R 500 000	R0	R0	R0	R0	R0	R0	R0	R0	R0	R0	R0	R0	R0	R0	Omn revenue				
<b>BASIC SERVICE DELIVERY</b>																												
5	Ward 5 Community hall	01/07/2022	30/06/2023	R0	R0	R0	R500 000	R0	R0	R0	R0	R0	R0	R0	R0	R0	R500 000	R0	R0	R0	R0	R0	R0	R0	R0	Omn revenue		
29	Fire Extinguishers	01/07/2022	30/06/2023	R0	R0	R0	R0	R0	R0	R0	R0	R0	R0	R0	R0	R0	R0	R0	R0	R100 000	R0	R0	R0	R0	R0	Omn revenue		
29	Modjajiskii roof Taxi rank (upgrading)	01/07/2022	30/06/2023	R0	R0	R0	R0	R250 000	R0	R0	R0	R0	R0	R0	R0	R0	R250 000	R0	R0	R0	R0	R0	R0	R0	R0	Omn revenue		
All wards	Low level bridges	01/07/2022	30/06/2023	R0	R500 000	R0	R0	R0	R0	R500 000	R0	R0	R0	R0	R0	R0	R500 000	R500 000	R0	R0	R0	R2 500 000	R3 000 000	R0	R0	Omn revenue		
Ward 3	Meloding Stormwater Canal	01/07/2022	30/06/2023	R0	R0	R7 000 000	R0	R0	R0	R0	R0	R0	R0	R0	R0	R0	R0	R0	R0	R0	R0	R7 000 000	R0	R0	R0	Omn revenue		
1	Makhlukwe Street Paving	01/07/2022	30/06/2023	R750 000	R750 000	R750 000	R750 000	R750 000	R750 000	R750 000	R750 000	R750 000	R750 000	R750 000	R750 000	R750 000	R750 000	R750 000	R750 000	R750 000	R750 000	R750 000	R750 000	R750 000	R750 000	R0	Omn revenue	
6	Thibeni Street Paving	01/07/2022	30/06/2023	R0	R0	R0	R1 000 000	R0	R0	R0	R1 000 000	R0	R0	R0	R0	R0	R1 000 000	R0	R0	R0	R0	R4 000 000	R7 000 000	R8 000 000	R0	Omn revenue		
15	Raphahleho / Phoko street paving	01/07/2022	30/06/2023	R866 667	R866 667	R866 667	R866 667	R866 667	R866 667	R866 667	R866 667	R866 667	R866 667	R866 667	R866 667	R866 667	R866 667	R866 667	R866 667	R866 667	R866 667	R866 667	R866 667	R866 667	R866 667	R0	Omn revenue	
13	Ward 13 (Senwamok gope) street paving	01/07/2022	30/06/2023	R316 667	R316 667	R316 667	R316 667	R316 667	R316 667	R316 667	R316 667	R316 667	R316 667	R316 667	R316 667	R316 667	R316 667	R316 667	R316 667	R316 667	R316 667	R316 667	R316 667	R316 667	R316 667	R316 667	R0	Omn revenue
16	Septuhuby e Street Paving	01/07/2022	30/06/2023	R400 000	R400 000	R400 000	R400 000	R400 000	R400 000	R400 000	R400 000	R400 000	R400 000	R400 000	R400 000	R400 000	R400 000	R400 000	R400 000	R400 000	R400 000	R400 000	R400 000	R400 000	R400 000	R0	Omn revenue	
2	Mosionni Street paving	01/07/2022	30/06/2023	R408 333	R408 333	R408 333	R408 333	R408 333	R408 333	R408 333	R408 333	R408 333	R408 333	R408 333	R408 333	R408 333	R408 333	R408 333	R408 333	R408 333	R408 333	R408 333	R408 333	R408 333	R408 333	R0	Omn revenue	
28	Ramodumo Street Paving	01/07/2022	30/06/2023	R791 667	R791 667	R791 667	R791 667	R791 667	R791 667	R791 667	R791 667	R791 667	R791 667	R791 667	R791 667	R791 667	R791 667	R791 667	R791 667	R791 667	R791 667	R791 667	R791 667	R791 667	R791 667	R791 667	R0	Omn revenue
				R791 667	R791 667	R791 667	R791 667	R791 667	R791 667	R791 667	R791 667	R791 667	R791 667	R791 667	R791 667	R791 667	R791 667	R791 667	R791 667	R791 667	R791 667	R791 667	R791 667	R791 667	R791 667	R791 667	R0	Omn revenue
				R9 500 000	R15 000 000	R20 333 167																					MIG	



3-year Capital Works Plan by Ward

Ward	Project Name	Start date	Completion date	2022/23 Monthly Expenditure Projections												MTRF Budget allocation			Source of Funding							
				July '21	Aug '21	Sept '21	Oct '21	Nov '21	Dec '21	Jan '22	Feb '22	Mar '22	Apr '22	May '22	Jun '22	MTRF 2022/23	MTRF 2023/24	MTRF 2024/25								
	Establishment of DLTC at Mokuwakwai (Designs)	01/07/2022	30/06/2023	R0	R0	R0	R0	R0	R0	R0	R0	R0	R0	R0	R0	R0	R0	R0	R0	R0	R0	R0	R0	R0	Omn revenue	
	Head Office equipment	01/07/2022	30/06/2023	R0	R0	R0	R0	R0	R0	R0	R0	R0	R0	R0	R0	R0	R0	R0	R0	R0	R0	R0	R0	R0	R0	Omn revenue
	Head Office	01/07/2022	30/06/2023	R0	R0	R0	R0	R0	R0	R0	R0	R0	R0	R0	R0	R0	R0	R0	R0	R0	R0	R0	R0	R0	R0	Omn revenue
	Head Office	01/07/2021	30/06/2022	R0	R0	R0	R0	R0	R0	R0	R0	R0	R0	R0	R0	R0	R0	R0	R0	R0	R0	R0	R0	R0	R0	Omn revenue
29	Refurbishment of LV network	01/07/2022	30/06/2023	R0	R0	R0	R0	R0	R0	R0	R0	R0	R0	R0	R0	R0	R0	R0	R0	R0	R0	R0	R0	R0	R0	Omn revenue
29	HV Cable Network Refurbishment - ringfeed	01/07/2022	30/06/2023	R0	R0	R0	R0	R0	R0	R0	R0	R0	R0	R0	R0	R0	R0	R0	R0	R0	R0	R0	R0	R0	R0	Omn revenue
29	Transformers Acquisition	01/07/2022	30/06/2023	R0	R0	R0	R0	R0	R0	R0	R0	R500 000	R0	R0	R500 000	R0	R0	R500 000	R0	R0	R1 500 000	R1 400 000	R0	R0	R0	Omn revenue
29	Electrical Bulk Service Extension 11	01/07/2022	30/06/2023	R0	R0	R0	R0	R0	R0	R0	R0	R0	R0	R0	R0	R0	R0	R0	R0	R0	R250 000	R2 000 000	R5 500 000	R5 500 000	R0	Omn revenue
29	Electrical Bulk Service Extension 12	01/07/2022	30/06/2023	R0	R0	R0	R0	R0	R0	R0	R0	R0	R0	R0	R0	R0	R0	R0	R0	R0	R250 000	R2 000 000	R5 500 000	R5 500 000	R0	Omn revenue
29	Civil Bulk Service Extension 11	01/07/2022	30/06/2023	R0	R0	R0	R0	R0	R0	R0	R0	R0	R0	R0	R0	R0	R0	R0	R0	R0	R250 000	R2 000 000	R5 500 000	R5 500 000	R0	Omn revenue
29	Civil Bulk Service Extension 12	01/07/2022	30/06/2023	R0	R0	R0	R0	R0	R0	R0	R0	R0	R0	R0	R0	R0	R0	R0	R0	R0	R250 000	R2 000 000	R5 500 000	R5 500 000	R0	Omn revenue

2120



**CIRCULAR 88: OUTPUT INDICATORS FOR QUARTERLY REPORTING**

Indicator Code	Performance indicator	Data element	Baseline (Annual Performance of 2021/22 estimated)	Annual target for 2022/2023	1st Quarter Planned output as per SDBIP	2nd Quarter Planned output as per SDBIP	3rd Quarter Planned output as per SDBIP	4th Quarter Planned output as per SDBIP	Reasons for no data, if not provided	Steps undertaken, or to be undertaken, to provide data in the future	Estimated date when data will be available
EE1.11	Number of dwellings provided with connections to mains electricity supply by	(1) Number of residential supply points energised and commissioned by the municipality	823	823	n/a	n/a	n/a	823	n/a	n/a	n/a
EE3.11(1)	Percentage of unplanned outages that are restored to supply within industry within x hours	(1) Number of unplanned outages restored	11	0	0	0	0	0	n/a	n/a	n/a
EE3.11(2)	Percentage of planned maintenance performance	(2) Total number of unplanned outages	11	0	0	0	0	0	n/a	n/a	n/a
EE3.21(1)	Actual number of maintenance 'jobs' for planned or preventative maintenance	(1) Actual number of maintenance 'jobs' for planned or preventative maintenance	6	4	1	1	1	1	n/a	n/a	n/a
EE3.21(2)	Budgeted number of maintenance 'jobs' for planned or preventative maintenance	(2) Budgeted number of maintenance 'jobs' for planned or preventative maintenance	6	4	1	1	1	1	n/a	n/a	n/a
WS1.11	Number of new sewer connections meeting minimum standards	(1) Number of new sewer connections to consumer units	0	0	0	0	0	0	District Function	District Function	District Function
WS1.11(2)	Number of new sewer connections to communal toilet facilities	(2) Number of new sewer connections to communal toilet facilities	0	0	0	0	0	0	District Function	District Function	District Function
WS2.11	Number of new water connections meeting minimum standards	(1) Number of new water connections to piped (tap) water	0	0	0	0	0	0	District Function	District Function	District Function
WS2.11(2)	Number of new water connections to public/communal facilities	(2) Number of new water connections to public/communal facilities	0	0	0	0	0	0	District Function	District Function	District Function
WS3.11	Percentage of callouts responded to within 24 hours (sanitation/wastewater)	(1) Number of callouts responded to within 24 hours (sanitation/wastewater)	144	0	0	0	0	0	Call-outs not planned for	n/a	n/a
WS3.11(1)	Total number of callouts (sanitation/wastewater)	(2) Total number of callouts (sanitation/wastewater)	144	0	0	0	0	0	Call-outs not planned for	n/a	n/a
WS3.21	Percentage of callouts responded to within 24 hours (water)	(1) Number of callouts responded to within 24 hours (water)	144	0	0	0	0	0	Call-outs not planned for	n/a	n/a
WS3.21(2)	Total water service callouts received	(2) Total water service callouts received	144	0	0	0	0	0	Call-outs not planned for	n/a	n/a
TR6.12	Percentage of surfaced municipal road lanes which has been resurfaced and	(1) Kilometres of municipal road lanes resurfaced and resealed	0	0	0	0	0	0	No budget for the financial year	n/a	n/a

7.10



**CIRCULAR 88: OUTPUT INDICATORS FOR QUARTERLY REPORTING**

Indicator Code	Performance indicator	Data element	Baseline (Annual Performance of 2021/22 estimated)	Annual target for 2022/2023	1st Quarter Planned output as per SDBIP	2nd Quarter Planned output as per SDBIP	3rd Quarter Planned output as per SDBIP	4th Quarter Planned output as per SDBIP	Reasons for no data, if not provided	Steps undertaken, or to be undertaken, to provide data in the future	Estimated date when data will be available
TR6.12(2)		(2) Kilometres of surfaced municipal road lanes	0	0	0	0	0	0	No budget for the financial year	n/a	n/a
TR6.13	Kms of new municipal road lanes built										
TR6.13(1)		(1) Number of kilometres of resurfaced road lanes built	0	6.30	0.00	0.00	1.25	5.05	n/a	n/a	n/a
TR6.13(2)		(2) Number of kilometres of unsurfaced road lanes built	0	n/a	n/a	n/a	n/a	n/a	n/a	n/a	n/a
TR6.21	Percentage of reported pothole complaints resolved within standard municipal										
TR6.21(1)		(1) Number of pothole complaints resolved within the standard time after being reported	0	0	0	0	0	0	No records kept of potholes	n/a	n/a
TR6.21(2)		(2) Number of potholes reported	0	0	0	0	0	0	No records kept of potholes	n/a	n/a
FD1.11	Percentage of compliance with the required attendance time for structural										
FD1.11(1)		(1) Number of structural fire incidents where the attendance time was less than 14 minutes	District function	n/a	n/a	n/a	n/a	n/a	District Function	n/a	n/a
FD1.11(2)		(2) Total number of distress calls for structural fire incidents received	District function	n/a	n/a	n/a	n/a	n/a	District Function	n/a	n/a
LED1.11	Percentage of total municipal operating expenditure spent on contracted										
LED1.11(1)		(1) R-value of operating expenditure on contracted services within the municipal area	100%	100%	100%	100%	100%	100%	n/a	n/a	n/a
LED1.11(2)		(2) Total municipal operating expenditure on contracted services	70676000	92683000.00	23170750.00	23170750.00	23170750.00	23170750.00	n/a	n/a	n/a
LED1.21	Number of work opportunities created through Public Employment										
LED1.21(1)		(1) Number of work opportunities provided by the municipality through the Expanded Public Works Programme	1029	90.00	90.00	90.00	90.00	90.00	n/a	n/a	n/a
LED1.21(2)		(2) Number of work opportunities provided through the Community Works Programme and other related infrastructure initiatives	1120	217.00	50.00	100.00	150.00	217.00	n/a	n/a	n/a
LED2.12	Percentage of the municipality's operating budget spent on indigent relief for										
G66.11(1)		(1) R-value of operating budget expenditure spent on free basic services	0%	0.28%	0.28%	0.28%	0.28%	0.28%	n/a	n/a	n/a
G66.11(2)		(2) Total operating budgets for the municipality	265041000	365365000	91341250	91341250	91341250	91341250	n/a	n/a	n/a

**CIRCULAR 88: OUTPUT INDICATORS FOR QUARTERLY REPORTING**

Indicator Code	Performance indicator	Data element	Baseline (Annual Performance of 2021/22 estimated)	Annual target for 2022/2023	1st Quarter Planned output as per SDBIP	2nd Quarter Planned output as per SDBIP	3rd Quarter Planned output as per SDBIP	4th Quarter Planned output as per SDBIP	Reasons for no data, if not provided	Steps undertaken, or to be undertaken, to provide data in the future	Estimated date when data will be available
LED3.11	Average time taken to finalise business licence applications	(1) Sum of the total working days per business application finalised	0	0	0	0	0	0	Establishment of Business Registration Centre will be concluded by 30 June '22, no registrations currently possible	n/a	n/a
LED3.11(2)		(2) Number of business applications finalised	0	0	0	0	0	0	Establishment of Business Registration Centre will be concluded by 30 June '22, no registrations currently possible	n/a	n/a
LED3.31	Average number of days from the point of advertising to the letter of award per	(1) Sum of the number of days from the point of advertising a tender in terms of the 80/20 procurement process to the issuing of the letter of award	90	90	90	90	90	90	n/a	n/a	n/a
LED3.31(2)		(2) Total number of 80/20 tenders awarded as per the procurement process	43	38	10	10	10	8	n/a	n/a	n/a
LED3.32	Percentage of municipal payments made to service providers who submitted	(1) Number of municipal payments within 30-days of complete invoice receipt made to service providers	100	100	100	100	100	100	n/a	n/a	n/a
LED3.32(2)		(2) Total number of complete invoices received (30 days or older)	0	0	0	0	0	0	n/a	n/a	n/a
GG1.21	Staff vacancy rate	(1) The number of employees on the approved organisational structure	19%	10%	n/a	n/a	10%	n/a	n/a	n/a	n/a
GG1.21(1)		(2) The number of permanent employees in the municipality	321	321	0	0	321	0	n/a	n/a	n/a
GG1.22	Percentage of vacant posts filled within 3 months		259	288	9	0	288	0	n/a	n/a	n/a

2.5

**CIRCULAR 88: OUTPUT INDICATORS FOR QUARTERLY REPORTING**

Indicator Code	Performance indicator	Data element	Baseline (Annual Performance of 2021/22 estimated)	Annual target for 2022/2023	1st Quarter Planned output as per SDBIP	2nd Quarter Planned output as per SDBIP	3rd Quarter Planned output as per SDBIP	4th Quarter Planned output as per SDBIP	Reasons for no data, if not provided	Steps undertaken, or to be undertaken, to provide data in the future	Estimated date when data will be available
GG1.22(1)		(1) Number of vacant posts filled within 3 months since the date (dd/mm/yyyy) of authority to proceed with filling the vacancy (2) Number of vacant posts that have been filled	0	29.0	0.0	0.0	25.0		n/a	n/a	n/a
GG2.11	Percentage of ward committees with 6 or more ward committee members	(1) Total number of ward committees with 6 or more members (2) Total number of wards	100%	100%	100%	100%	100%	100%	n/a	n/a	n/a
GG2.11(1)		(1) Total number of ward committees with 6 or more members	30	30	30	30	30	30	n/a	n/a	n/a
GG2.11(2)		(2) Total number of wards	30	30	30	30	30	30	n/a	n/a	n/a
GG2.12	Percentage of wards that have held at least once councillor-convened	(1) Total number of councillor convened ward community meetings (2) Total number of wards	30	480	120	120	120	120	n/a	n/a	n/a
GG2.12(1)		(1) Total number of councillor convened ward community meetings	30	30	30	30	30	30	n/a	n/a	n/a
GG2.12(2)		(2) Total number of wards	100%	100%	100%	100%	100%	100%	n/a	n/a	n/a
GG2.31	Percentage of official complaints responded to through the municipal complaint	(1) Number of official complaints responded to according to municipal norms and standards (2) Number of official complaints received	54	0.00	0.00	0.00	0.00	0.00	No complaints planned for	n/a	n/a
GG2.31(1)		(1) Number of official complaints responded to according to municipal norms and standards	54	0.00	0.00	0.00	0.00	0.00	No complaints planned for	n/a	n/a
GG2.31(2)		(2) Number of official complaints received	54	0.00	0.00	0.00	0.00	0.00	n/a	n/a	n/a
GG4.11	Number of agenda items deferred to the next council meeting	(1) Sum total number of all council agenda items deferred to the next meeting (2) Number of official complaints received	0	0	0	0	0	0	None, not planned for	n/a	n/a
GG4.11(1)		(1) Sum total number of all council agenda items deferred to the next meeting	0	0	0	0	0	0	None, not planned for	n/a	n/a
GG4.11(2)		(2) Number of official complaints received	0	0	0	0	0	0	n/a	n/a	n/a
GG5.11	Number of active suspensions longer than three months	(1) Simple count of the number of active suspensions in the municipality lasting more than three months	0	0.00	0.00	0.00	0.00	0.00	No cases, none planned	n/a	n/a
GG5.11(1)		(1) Simple count of the number of active suspensions in the municipality lasting more than three months	0	0.00	0.00	0.00	0.00	0.00	No cases, none planned	n/a	n/a
GG5.12	Quarterly salary bill of suspended officials	(1) Sum of the salary bill for all suspended officials for the reporting period	0	0.00	0.00	0.00	0.00	0.00	No suspensions	n/a	n/a
GG5.12(1)		(1) Sum of the salary bill for all suspended officials for the reporting period	0	0.00	0.00	0.00	0.00	0.00	No suspensions	n/a	n/a
<b>OUTPUT INDICATORS FOR ANNUAL REPORTING</b>											
WS5.31	Percentage of total water connections metered										
WS5.31(1)		(1) Number of water connections metered	not known	not known	n/a	n/a	n/a	n/a	District Function	n/a	n/a
WS5.31(2)		(2) Number of connections unmetered	not known	not known	n/a	n/a	n/a	n/a	District Function	n/a	n/a
ENV4.11	Percentage of biodiversity priority area within the municipality										

7.1.2

**CIRCULAR 88: OUTPUT INDICATORS FOR QUARTERLY REPORTING**

Indicator Code	Performance indicator	Data element	Baseline (Annual Performance of 2021/22 estimated)	Annual target for 2022/2023	1st Quarter Planned output as per SDBIP	2nd Quarter Planned output as per SDBIP	3rd Quarter Planned output as per SDBIP	4th Quarter Planned output as per SDBIP	Reasons for no data, if not provided	Steps undertaken, or to be undertaken, to provide data in the future	Estimated date when data will be available
ENV4.11(1)		(1) Total land area in hectares classified as "biodiversity priority areas"	District function	n/a	n/a	n/a	n/a	n/a	n/a	n/a	n/a
ENV4.11(2)		(2) Total municipal area in hectares	189100	189100	n/a	n/a	n/a	n/a	n/a	n/a	n/a
ENV4.21	Percentage of biodiversity priority areas protected										
ENV4.21(1)		(1) Area of priority biodiversity area in hectares which is protected	District function	n/a	n/a	n/a	n/a	n/a	n/a	n/a	n/a
ENV4.21(2)		(2) Total area identified as a priority biodiversity area in hectares	District function	n/a	n/a	n/a	n/a	n/a	n/a	n/a	n/a
TR6.11	Percentage of unsurfaced road graded		5.0%	5.0%	1.2%	1.2%	1.2%	1.2%			
TR6.11(1)		(1) Kilometres of municipal road graded	40	40.00	10.00	10.00	10.00	10.00	n/a	n/a	n/a
TR6.11(2)		(2) Kilometres of unsurfaced road network	806	806	806	806	806	806	n/a	n/a	n/a
GG3.12	Percentage of councillors who have declared their financial interests		100%	100%	100%	100%	100%	100%			
GG3.12(1)		(1) Number of councillors that have declared their financial interests	60	60.00	60.00	60.00	60.00	60.00	n/a	n/a	n/a
GG3.12(2)		(2) Total number of municipal councillors	60	60.00	60.00	60.00	60.00	60.00	n/a	n/a	n/a
<b>QUARTERLY COMPLIANCE INDICATORS</b>											
C1.	Number of signed performance agreements by the MM and section 56		6	6	6	n/a	n/a	n/a	n/a	n/a	n/a
C2.	Number of ExCo or Mayoral Executive meetings held		4	4	1	1	1	1	n/a	n/a	n/a
C3.	Number of Council portfolio committee meetings held		12	12	3	3	3	3	n/a	n/a	n/a
C4.	Number of MPAC meetings held		4	4	1	1	1	1	n/a	n/a	n/a
C6.	Number of formal (minuted) meetings between the Mayor, Speaker and MM		12.00	12.00	3.00	3.00	3.00	3.00	n/a	n/a	n/a
C7.	Number of formal (minuted) meetings - to which all senior managers were		12	12	3	3	3	3	n/a	n/a	n/a
C8.	Number of councillors completed training		36	60	60	60	60	60.00	n/a	n/a	n/a
C9.	Number of municipal officials completed training		28	100.00	25.00	25.00	25.00	25.00	n/a	n/a	n/a
C10.	Number of work stoppages occurring		0	0	0	0	0	0	Not happened	n/a	n/a
C11.	Number of litigation cases instituted by the municipality		0	0.00	0.00	0.00	0.00	0.00	Not happened	n/a	n/a
C12.	Number of litigation cases instituted against the municipality		0	0.00	0.00	0.00	0.00	0.00	Not happened	n/a	n/a
C13.	Number of forensic investigations instituted		0	0	0	0	0	0	Not happened	n/a	n/a
C14.	Number of forensic investigations conducted		0	0	0	0	0	0	Not happened	n/a	n/a
C15.	Number of days of sick leave taken by employees		40	0.00	0.00	0.00	0.00	0.00	n/a	n/a	n/a
C16.	Number of permanent employees employed		262	39.00	25.00	0.00	0.00	9.00	n/a	n/a	n/a
C17.	Number of temporary employees employed		0	0	0	0	0	0	n/a	n/a	n/a

70

**CIRCULAR 88: OUTPUT INDICATORS FOR QUARTERLY REPORTING**

Indicator Code	Performance Indicator	Data element	Baseline (Annual Performance of 2021/22 estimated)	Annual target for 2022/2023	1st Quarter Planned output as per SDBIP	2nd Quarter Planned output as per SDBIP	3rd Quarter Planned output as per SDBIP	4th Quarter Planned output as per SDBIP	Reasons for no data, if not provided	Steps undertaken, or to be undertaken, to provide data in the future	Estimated date when data will be available
C18.	Number of approved demonstrations in the municipal area		0	0	0	0	0	0	No demonstrations took place, none planned	n/a	n/a
C19.	Number of recognised traditional and Khoi-San leaders in attendance (sum of)		10	10	10	10	10	10	n/a	n/a	n/a
C20.	Number of permanent environmental health practitioners employed by the		0	0	0	0	0	0	District Function	District Function	District Function
C22.	Number of Council meetings held		4	4	1	1	1	1	n/a	n/a	n/a
C23.	Number of disciplinary cases for misconduct relating to fraud and corruption		0	0	0	0	0	0	No cases, none planned	n/a	n/a
C24.	Number of council meetings disrupted		0	0	0	0	0	0	n/a	n/a	n/a
C25.	Number of protests reported		0	0	0	0	0	0	No protests took place, none planned	n/a	n/a
C26.	R-value of all tenders awarded		173439607	1161798,00	29044950,00	29044950,00	29044950,00	29044950,00	n/a	n/a	n/a
C27.	Number of all awards made in terms of Section 36 of the MFMA Municipal		0	0,00	0,00	0,00	0,00	0,00	n/a	n/a	n/a
C28.	R-value of all awards made in terms of Section 36 of the MFMA Municipal		0	0,00	0,00	0,00	0,00	0,00	n/a	n/a	n/a
C29.	Number of approved applications for rezoning a property for commercial		0	0,00	0,00	0,00	0,00	0,00	n/a	n/a	n/a
C30.	Number of business licenses approved		0	0	0	0	0	0	System not yet in place to register business, will be ready by June 2022	n/a	n/a
C32.	Number of positions filled with regard to municipal infrastructure		74	13,00	0,00	0,00	0,00	13,00	n/a	n/a	n/a
C33.	Number of tenders over R200 000 awarded		43	38,00	10,00	10,00	10,00	10,00	n/a	n/a	n/a
C34.	Number of months the Municipal Managers' position has been filled (not		5	0,00	0,00	0,00	0,00	0,00	n/a	n/a	n/a
C35.	Number of months the Chief Financial Officers' position has been filled (not		0	0,00	0,00	0,00	0,00	0,00	n/a	n/a	n/a
C36.	Number of vacant posts of senior managers		1	0,00	0,00	0,00	0,00	0,00	n/a	n/a	n/a
C38.	Number of filled posts in the treasury and budget office		30	1,00	0,00	0,00	0,00	1,00	n/a	n/a	n/a
C40.	Number of filled posts in the development and planning department		11	1,00	0,00	0,00	0,00	1,00	n/a	n/a	n/a
C42.	Number of registered engineers employed in approved posts		7	0,00	0,00	0,00	0,00	0,00	n/a	n/a	n/a
C43.	Number of engineers employed in approved posts		7	0,00	0,00	0,00	0,00	0,00	n/a	n/a	n/a
C44.	Number of disciplinary cases in the municipality		0	0,00	0,00	0,00	0,00	0,00	n/a	n/a	n/a
C45.	Number of finalised disciplinary cases		0	0,00	0,00	0,00	0,00	0,00	n/a	n/a	n/a
C47.	Number of waste management posts filled		94	25,00	25,00	0,00	0,00	0,00	n/a	n/a	n/a
C49.	Number of electricians employed in approved posts		3	1,00	0,00	0,00	0,00	1,00	n/a	n/a	n/a
C51.	Number of filled water and wastewater management posts		15	0,00	0,00	0,00	0,00	0,00	n/a	n/a	n/a
C56.	Number of customers provided with an alternative energy supply (e.g. LPG or paraffin or biogas according to supply level standards)		0	0	0	0	0	0	Not a municipal function	n/a	n/a
C57.	Number of registered electricity consumers with a mini grid-based system in		1002	0,00	0,00	0,00	0,00	0,00	n/a	n/a	n/a

700

**CIRCULAR 88: OUTPUT INDICATORS FOR QUARTERLY REPORTING**

Indicator Code	Performance indicator	Data element	Baseline (Annual Performance of 2021/22 estimated)	Annual target for 2022/2023	1st Quarter Planned output as per SDBIP	2nd Quarter Planned output as per SDBIP	3rd Quarter Planned output as per SDBIP	4th Quarter Planned output as per SDBIP	Reasons for no data, if not provided	Steps undertaken, or to be undertaken, to provide data in the future	Estimated date when data will be available
C58.	Total non-technical electricity losses in MWn (estimate)		15	0,00	0,00	0,00	0,00	0,00	n/a	n/a	n/a
C59.	Number of municipal buildings that consume renewable energy		0	0	0	0	0	0	n/a	n/a	n/a
C61.	Total number of chemical toilets in operation		0	0	0	0	0	0	District function	District function	District function
C63.	Total volume of water delivered by water trucks		6000000	6000000	1500000	1500000	1500000	1500000	n/a	n/a	n/a
C67.	Number of paid full-time firefighters employed by the municipality		0	0	0	0	0	0	District function	District function	District function
C68.	Number of part-time and firefighter reservists in the service of the municipality		0	0	0	0	0	0	District function	District function	District function
C69.	Number of displaced persons to whom the municipality delivered assistance		0	0	0	0	0	0	No known displaced people within the Municipal area	n/a	n/a
C71.	Number of procurement processes where disputes were raised		0	0,00	0,00	0,00	0,00	0,00	n/a	n/a	n/a
C73.	Number of structural fires occurring in informal settlements		0	0	0	0	0	0	District function	District function	District function
C74.	Number of dwellings in informal settlements affected by structural fires		0	0	0	0	0	0	District function	District function	District function
C76.	Number of SMMEs and informal businesses benefiting from municipal		170	200,00	50,00	50,00	50,00	50,00	n/a	n/a	n/a
C77.	B-BBEE Procurement Spend on Empowering Suppliers that are at least 51%		95	100,00	25,00	25,00	25,00	25,00	n/a	n/a	n/a
C78.	B-BBEE Procurement Spend on Empowering Suppliers that are at least 30%		8	3,00	3,00	3,00	3,00	3,00	n/a	n/a	n/a
C79.	B-BBEE Procurement Spend from all Empowering Suppliers based on the B-		101	120,00	30,00	30,00	30,00	30,00	n/a	n/a	n/a
C86.	Number of households in the municipal area registered as indigent		382	382	382	382	382	382	n/a	n/a	n/a
C89.	Number of meetings of the Executive or Mayoral Committee postponed due to		0	0,00	0,00	0,00	0,00	0,00	n/a	n/a	n/a
<b>ANNUAL COMPLIANCE INDICATORS</b>											
C5.	Number of recognised traditional leaders within your municipal boundary		10	10	0	0	0	10	n/a	n/a	n/a
C21.	Number of approved environmental health practitioner posts in the municipality		0	0	0	0	0	0	District function	District function	District function
C31.	Number of approved posts in the municipality with regard to municipal		74		0	0	0	0	n/a	n/a	n/a
C37.	Number of approved posts in the treasury and budget office		30		0	0	0	0	n/a	n/a	n/a
C39.	Number of approved posts in the development and planning department		11		0	0	0	0	n/a	n/a	n/a
C41.	Number of approved engineer posts in the municipality		7		0	0	0	0	n/a	n/a	n/a
C46.	Number of approved waste management posts in the municipality		94		0	0	0	0	n/a	n/a	n/a
C48.	Number of approved electrician posts in the municipality		6		0	0	0	0	n/a	n/a	n/a
C50.	Number of approved water and wastewater management posts in the		15	9,00	0	0	0	0	n/a	n/a	n/a
C52.	Number of maintained sports fields and facilities		7		0	0	0	9	n/a	n/a	n/a
C53.	Square meters of maintained public outdoor recreation space		2500	2500,00	625	625	625	625	n/a	n/a	n/a
C54.	Number of municipally-owned community halls		13	14,00	0	0	0	14	n/a	n/a	n/a
C60.	Total number of sewer connections		0	0	0	0	0	0	MDM function	n/a	n/a
C62.	Total number of Ventilation Improved Pit Toilets (VIPs)		0	0	0	0	0	0	MDM function	n/a	n/a

**COMPLIANCE QUESTIONS**

70

**CIRCULAR 88: OUTPUT INDICATORS FOR QUARTERLY REPORTING**

Indicator Code	Performance Indicator	Data element	Baseline (Annual Performance of 2021/22 estimated)	Annual target for 2022/2023	1st Quarter Planned output as per SDBIP	2nd Quarter Planned output as per SDBIP	3rd Quarter Planned output as per SDBIP	4th Quarter Planned output as per SDBIP	Reasons for no data, if not provided	Steps undertaken, or to be undertaken, to provide data in the future	Estimated date when data will be available
Q1.	Does the municipality have an approved Performance Management		Yes	Yes	Yes	Yes	Yes	Yes	n/a	n/a	n/a
Q2.	Has the IDP been adopted by Council by the target date?		Yes	Yes	Yes	Yes	Yes	Yes	n/a	n/a	n/a
Q3.	Does the municipality have an approved LED Strategy?		Yes	Yes	Yes	Yes	Yes	Yes	n/a	n/a	n/a
Q4.	What are the main causes of work stoppage in the past quarter by type of stoppage?		None	None	None	None	None	None	No work stoppage planned	n/a	n/a
Q5.	How many public meetings were held in the last quarter at which the Mayor or		0	4	1	1	1	1	COVID regulations	n/a	n/a
Q6.	When was the last scientifically representative community feedback survey undertaken in the municipality?		Never	None	None	None	None	None	No budget or capacity to conduct such surveys internally	None - funding from CoG/STA will be required	n/a
Q7.	What are the biggest causes of complaints or dissatisfaction from the		n/a	n/a	n/a	n/a	n/a	n/a	No survey done	n/a	n/a
Q8.	Please list the locality, date and cause of each incident of protest within the		0	0	0	0	0	0	No protests planned	n/a	n/a
Q9.	Does the municipality have an Internal Audit Unit?		Yes	Yes	Yes	Yes	Yes	Yes	n/a	n/a	n/a
Q10.	Is there a dedicated position responsible for internal audits?		Yes	Yes	Yes	Yes	Yes	Yes	n/a	n/a	n/a
Q11.	Is the internal audit position filled or vacant?		Filled	Filled	Filled	Filled	Filled	Filled	n/a	n/a	n/a
Q12.	Has an Audit Committee been established? If so, is it functional?		Yes	Yes	Yes	Yes	Yes	Yes	n/a	n/a	n/a
Q13.	Has the internal audit plan been approved by the Audit Committee?		Yes	Yes	Yes	Yes	Yes	Yes	n/a	n/a	n/a
Q14.	Has an Internal Audit Charter and Audit Committee charter been approved and		Yes	Yes	Yes	Yes	Yes	Yes	n/a	n/a	n/a
Q15.	Does the internal audit plan set monthly targets?		Yes	Yes	Yes	Yes	Yes	Yes	n/a	n/a	n/a
Q16.	How many monthly targets in the internal audit plan were not achieved?		0	0	0	0	0	0	Internal Audit plan have quarterly targets per project	n/a	n/a
Q17.	Does the Municipality have a dedicated SMME support unit or facility in place either directly or in partnership with a relevant role-player?		No	No	No	No	No	No	No budget or capacity for this service	n/a	n/a
Q18.	What economic incentive policies adopted by Council does the municipality have by date of adoption?		None	None	None	None	None	None	No budget or capacity for this service	n/a	n/a
Q19.	Is the municipal supplier database aligned with the Central Supplier Database?		Yes	Yes	Yes	Yes	Yes	Yes	n/a	n/a	n/a
Q20.	What is the number of steps a business must comply with when applying for a construction permit before final document is received?		tbd	tbd	tbd	tbd	tbd	tbd	Business registration centre to be completed by June 2023	n/a	n/a



7.0

**CIRCULAR 88: OUTPUT INDICATORS FOR QUARTERLY REPORTING**

Indicator Code	Performance indicator	Data element	Baseline (Annual Performance of 2021/22 estimated)	Annual target for 2022/2023	1st Quarter Planned output as per SDBIP	2nd Quarter Planned output as per SDBIP	3rd Quarter Planned output as per SDBIP	4th Quarter Planned output as per SDBIP	Reasons for no data, if not provided	Steps undertaken, or to be undertaken, to provide data in the future	Estimated date when data will be available
Q22	Please list the name of the structure and date of every meeting of an official IGR structure that the municipality participated in this quarter:		1	tbd	tbd	tbd	tbd	tbd	IGR structures attended on request no internal control and n/a therefore no target can be set		n/a
Q23	Where is the organisational responsibility for the IGR support function located within the municipality (inclusive of the reporting line)?		Office of the Mayor	Office of the Mayor	Office of the Mayor	Office of the Mayor	Office of the Mayor	Office of the Mayor	n/a	n/a	n/a
Q24	Is the MPAC functional? List the reasons why if the answer is not 'Yes'.		Yes	Yes	Yes	Yes	Yes	Yes	n/a	n/a	n/a
Q25	Has a report by the Executive Committee on all decisions it has taken been		Yes	Yes	Yes	Yes	Yes	Yes	n/a	n/a	n/a



## 2022/23 THIRD QUARTER SERVICE DELIVERY BUDGET AND IMPLEMENTATION PLAN REPORT

<p><b>Approval by the Mayor</b></p>	<p>The approval of the SDBIP Report is the competency of the Municipal Manager and Mayor. The SDBIP is a management and monitoring tool for the implementation of the IDP and Budget that must be tabled to Council for noting after approval by the Mayor. The SDBIP may only be adjusted during the adjustment of the budget and must serve in Council along with the adjusted budget.</p>
<p><b>Monitoring the implementation of the SDBIP</b></p>	<p>Progress against the targets set out in the SDBIP will be monitored and reported on a monthly, quarterly and annual basis as per the approved PMS Policy and Framework</p>
<p><b>Signatures</b></p>	<div style="display: flex; justify-content: space-between;"> <div style="width: 45%;"> <p><b>2022/2023 Third SDBIP Report Compiled By:</b></p> <div style="text-align: center;">               _____  <b>Mr. MP Lekhota</b>              Acting Municipal Manager              Greater-Letaba Municipality         </div> <div style="text-align: center; margin-top: 20px;"> <p>26/04/2022</p>             _____              DATE         </div> </div> <div style="width: 45%;"> <p><b>2022/23 Third SDBIP Report Approved By:</b></p> <div style="text-align: center;">               _____  <b>CLLR TD Mamanyoha</b>              Mayor              Greater-Letaba Municipality         </div> <div style="text-align: center; margin-top: 20px;"> <p>26/04/2023</p>             _____              DATE         </div> </div> </div>